

Chelan-Douglas
TRANSPORTATION COUNCIL
CDTC



2024-2029
Transportation
Improvement
Program

The regional Transportation Improvement Program documents federal funding expenditures during a four-year period, authorized by the CDTC governing board for the maintenance and multimodal improvement of highways, roadways, bridges, and public transportation systems, operations and facilities.



Commissioner Kevin Overbay | 2023 Chair
Jeff Wilkens, Executive Director
37 S. Wenatchee Ave., Ste. C, Wenatchee, WA 98801
(509) 663-9059 | www.chelan-douglas.org

RESOLUTION No. 1-2023

A RESOLUTION TO ADOPT THE 2024-29 TRANSPORTATION IMPROVEMENT PROGRAM

WHEREAS, the Chelan-Douglas Transportation Council (CDTC) is the lead agency for the Metropolitan Planning Organization and the Regional Transportation Planning Organization with responsibility for transportation planning and programming in the Wenatchee Metropolitan Statistical Area encompassing Chelan County and Douglas County; and

WHEREAS, CDTC is responsible for annually developing, adopting, and amending a regional Transportation Improvement Program (TIP) for the combined metropolitan and regional planning areas; and

WHEREAS, transportation improvement projects located in the metropolitan planning area must be programmed in the RTIP to be eligible for federal assistance under US Department of Transportation funding programs; and


WHEREAS, CDTC certifies that all requirements of 23 U.S.C. Section 134 for metropolitan transportation planning and programming are hereby satisfied; and

WHEREAS, the programmed transportation improvements do not create disproportionate negative impacts or deny benefits to populations protected under Title VI and related executive orders of non-discrimination;

NOW, THEREFORE, BE IT RESOLVED, that the CDTC Governing Board approves the 2024-29 regional Transportation Improvement Program.

ADOPTED by the CDTC governing board at a regular meeting thereof held on the 12th day of October, 2023.

DATED this 12th day of October, 2023:


Commissioner Kevin Overbay, Board Chair

ATTEST:

Jeff Wilkens, Executive Director

Chelan County | Douglas County | Bridgeport | Cashmere | Chelan | East Wenatchee | Entiat | Leavenworth
Mansfield | Rock Island | Waterville | Wenatchee | Chelan-Douglas Regional Port Authority
WSDOT North Central Region | Link Transit | Colville Confederated Tribes



AMERICANS WITH DISABILITIES ACT (ADA) INFORMATION

This material can be made available in an alternate format by emailing Chelan-Douglas Transportation Council at comments@chelan-douglas.org or by calling 509-663-9059. Persons who are deaf or hard of hearing may make a request by calling the Washington State Relay at 711.

TITLE VI NOTICE TO THE PUBLIC

It is the policy of Chelan-Douglas Transportation Council (CDTC) to assure that no person shall, on the grounds of race, color, or national origin, as provided by Title VI of the Civil Rights Act of 1964, be excluded from participation in, be denied the benefits of, or be otherwise discriminated against under any of its programs and activities. Any person who believes their Title VI protection has been violated, may file a complaint with CDTC. To download a Title VI complaint form (available in English and Spanish) and/or to view more Title VI information, click here: www.chelan-douglas.org/title-vi.

INFORMACIÓN DE LA LEY DE ESTADOUNIDENSES CON DISCAPACIDADES (ADA)

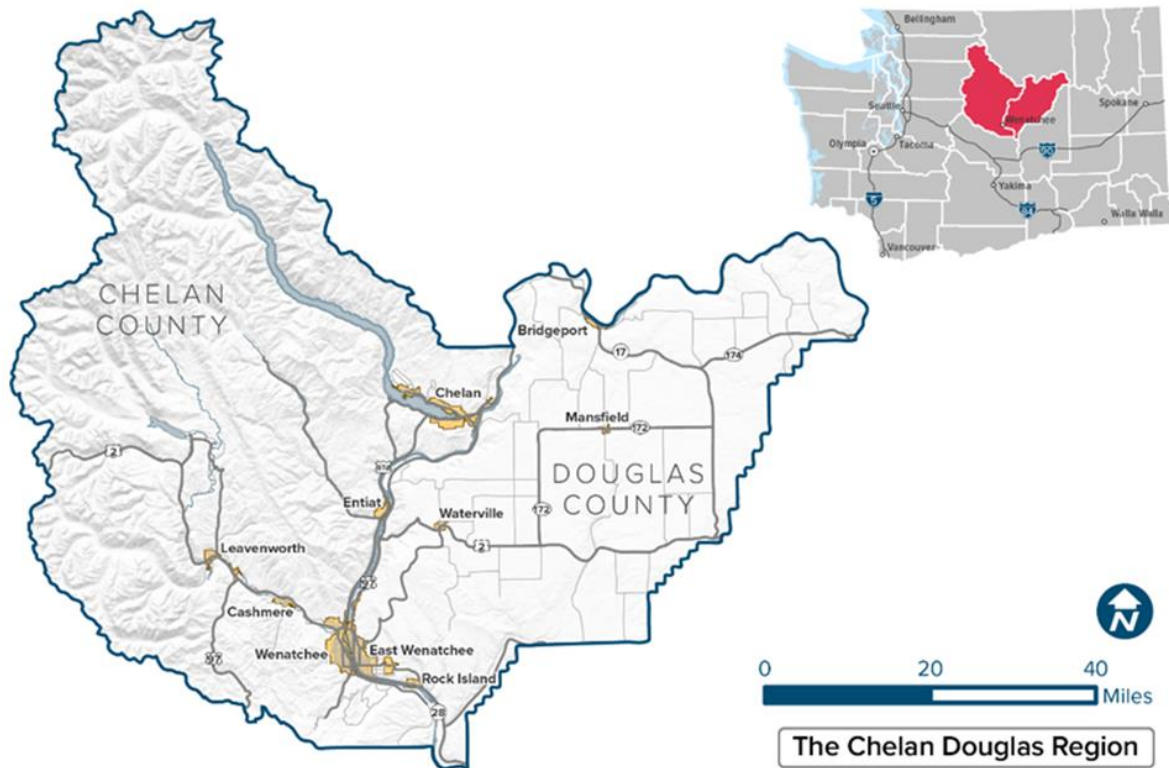
Este material puede estar disponible en un formato alternativo enviando un correo electrónico al Consejo de Transporte de Chelan-Douglas a comments@chelan-douglas.org o llamando al 509-663-9059. Las personas sordas o con dificultades auditivas pueden hacer una solicitud llamando al Washington State Relay al 711.

TÍTULO VI AVISO AL PÚBLICO

Es política del Consejo de Transporte de Chelan-Douglas (CDTC) asegurar que ninguna persona, por motivos de raza, color u origen nacional, según lo dispuesto por el Título VI de la Ley de Derechos Civiles de 1964, sea excluida de la participación, se le nieguen los beneficios o sea discriminada de otra manera en cualquiera de sus programas y actividades. Cualquier persona que crea que su protección del Título VI ha sido violada, puede presentar una queja ante CDTC. Para descargar un formulario de queja del Título VI (disponible en inglés y español) y/o para ver más información sobre el Título VI, haga clic aquí: www.chelan-douglas.org/title-vi.

INTRODUCTION

Chelan-Douglas Transportation Council (CDTC) is the federally designated Metropolitan Planning Organization and state-designated Regional Transportation Planning Organization responsible for coordinated, intergovernmental transportation system planning and programming within its designated boundaries of Chelan and Douglas counties.

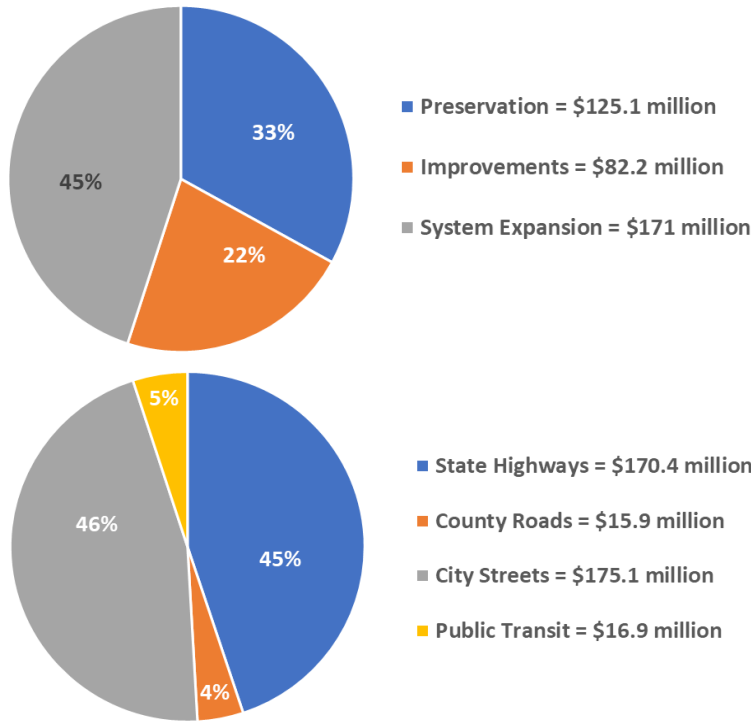


The Transportation Improvement Program (TIP) is a list, or “program” of regionally significant transportation projects authorized to receive and expend federal or state funds over a six year period. The term “projects” includes maintenance and preservation, multimodal improvements or expansion of highways, roadways, bridges as well as buses, bus facilities and public transit operating costs.

TRANSPORTATION PROJECTS WITH FEDERAL FUNDS

The TIP programs \$222 million in federal funds and \$158 million in state funds for a total of \$380 million in transportation projects in the region over the four-year period beginning January 2024 through December 2027 (no additional funds are secured at this time for years 5 and 6 of the TIP). This program will be incorporated into Washington’s Statewide Transportation Improvement Program and presented to the Federal Highway Administration and Federal Transit Administration for approval.

The following charts illustrate categories of upcoming transportation improvements in the region:



Summarized on the following pages are 46 projects that will expend federal funds, or state funds linked to a federally funded project, during the next four years. Each project summary includes a brief description of the work, project costs with a breakdown of federal, state, and local sources of funds, and the timing project development and construction over the next four years.

Guide to the four different work phases:

- Planning = Preliminary evaluation to determine a preferred improvement type and design alternative
- Engineering = Environmental permitting & identifying construction details and property acquisition needs
- ROW = Right-of-Way, or the process of acquiring lease or ownership of property for the project
- Construction = Final construction or implementation of the project

Guide to federal funding program codes:

- HSIP = Highway Safety Improvement Program
- BR = Surface Transportation Bridge Program
- TA(R) = Transportation Alternatives Program, Rural
- TA(UM) = Transportation Alternatives Program, Urban Medium (50-200k pop.)
- TA(US) = Transportation Alternatives Program, Urban Small (5-50k pop.)
- SRTS = Safe Routes to Schools Program
- STBG = Surface Transportation Block Grant Program
- STBG(US) = Surface Transportation Block Grant Program, Urban Small (5-50k pop.)
- STBG(UM) = Surface Transportation Block Grant Program, Urban Medium (50-200k pop.)
- STBG(R) = Surface Transportation Block Grant Program, Rural
- NHPP = National Highway Performance Program
- NHFP = National Highway Freight Program
- INFRA = Infrastructure for Rebuilding America Program
- FTA 5307 = Federal Transit Administration Operating Assistance Program

Metropolitan Planning 2023-25				CDTC
Metropolitan transportation planning activities included in the 2025-25 Unified Planning Work Program.				
\$405,000 Total Funds Programmed 2024-27				
\$405,000 Federal Funds Authorized: \$ STBG(R), STBG(UM)				
\$0 Local Agency or State Funds				
Obligation & Work Phase Schedule:	<u>2024</u>	<u>2025</u>	<u>2026</u>	<u>2027+</u>
	\$104,000	100000	100000	100000
	Planning	Planning	Planning	Planning

Sanders Street Pedestrian Improvements				City of Chelan
Install crosswalks, curb bulb-outs, ADA ramps, illumination, and improvements to bike lane striping along Sanders Street at Okanogan Avenue and Wapato Avenue.				
\$819,759 Total Funds Programmed 2024-27				
\$709,092 Federal Funds Authorized: TA(US)				
\$110,667 Local Agency or State Funds				
Obligation & Work Phase Schedule:	<u>2024</u>	<u>2025</u>	<u>2026</u>	<u>2027+</u>
		\$122,964		\$696,795
		Engineering		Construction

Totem Pole Road				Chelan County
Rehabilitate road with crushed surfacing and HMA, widen road, install sidewalks, improve drainage, install guardrail & other safety improvements. Drainage improvements will extend down Harris Avenue to Lake Chelan.				
\$4,319,200 Total Funds Programmed 2024-27				
\$1,489,950 Federal Funds Authorized: \$ STBG(R), TA(R)				
\$2,829,250 Local Agency or State Funds				
Obligation & Work Phase Schedule:	<u>2024</u>	<u>2025</u>	<u>2026</u>	<u>2027+</u>
	\$100,000	\$4,219,000		
	Right of Way	Construction		

Bridge Deck Rehabilitation (Chiwawa River, Peshastin, Ardenvoir)				Chelan County
This is a bundled project, addressing deck rehabilitation for three county bridges. The Chiwawa River, Peshastin and Ardenvoir decks will be scarified and receive overlays. The Chiwawa River Bridge will require keyway and weld-tie replacement.				
\$4,239,000 Total Funds Programmed 2024-27				
\$4,239,000 Federal Funds Authorized: \$ BR				
\$0 Local Agency or State Funds				
Obligation & Work Phase Schedule:	<u>2024</u>	<u>2025</u>	<u>2026</u>	<u>2027+</u>
	\$4,239,000			
	Construction			

Bridge Joint Repair (New Griffith, Chelan Falls, Stone Hill)		Chelan County			
This is a bundled project addressing failed bridge joints and headers for three Chelan County bridges. The New Griffith, Chelan Falls 2 and Stone Hill Bridges will receive new high strength concrete headers and bridge joints.					
\$355,000 Total Funds Programmed 2024-27					
\$355,000 Federal Funds Authorized: \$ BR					
\$0 Local Agency or State Funds					
Obligation & Work Phase Schedule:	<u>2024</u>	<u>2025</u>	<u>2026</u>	<u>2027+</u>	
	\$350,000	\$5,000			
	Construction	Construction			

Easy Street and School Street Intersection		Chelan County			
Improve intersection geometry with a roundabout, install luminaires, ensure pedestrian facilities meet ADA, improve drainage, and provide other safety improvements.					
\$2,437,217 Total Funds Programmed 2024-27					
\$1,120,000 Federal Funds Authorized: \$ STBG(UM), HSIP					
\$1,311,217 Local Agency or State Funds					
Obligation & Work Phase Schedule:	<u>2024</u>	<u>2025</u>	<u>2026</u>	<u>2027+</u>	
	\$471,441		\$1,959,776		
	Engineering Right of Way		Construction		

Countywide Barrier Terminal Improvements 2025		Chelan County			
Upgrading existing non-crashworthy barrier terminals with crash-worthy terminals.					
\$487,000 Total Funds Programmed 2024-27					
\$487,000 Federal Funds Authorized: HSIP					
\$0 Local Agency or State Funds					
Obligation & Work Phase Schedule:	<u>2024</u>	<u>2025</u>	<u>2026</u>	<u>2027+</u>	
	\$45,000	\$442,000			
	Engineering	Construction			

Upper Pearl Hill		Douglas County			
Replace Upper Pearl Hill Rd Bridge to increase capacity and safety.					
\$2,470,479 Total Funds Programmed 2024-27					
\$2,470,479 Federal Funds Authorized: BR					
\$0 Local Agency or State Funds					
Obligation & Work Phase Schedule:	<u>2024</u>	<u>2025</u>	<u>2026</u>	<u>2027+</u>	
	\$2,470,479				
	Construction				

Baker Flats US 2/97 Cascade Intersection Improvement		Douglas County			
Rebuild the intersection of US 2/97 and Cascade Ave to add capacity.					
\$1,889,500 Total Funds Programmed 2024-27					
\$1,455,000 Federal Funds Authorized: STBG(UM)					
\$434,500 Local Agency or State Funds					
Obligation & Work Phase Schedule:	<u>2024</u>	<u>2025</u>	<u>2026</u>	<u>2027+</u>	
	\$234,500		\$1,655,000		
	Right of Way		Construction		

C. Kummer Ranch Bridge Replacement		Douglas County			
Replace bridge on Road 3 NW (Airport Way) to add capacity and improve safety.					
\$2,409,650 Total Funds Programmed 2024-27					
\$2,409,650 Federal Funds Authorized: BR					
\$0 Local Agency or State Funds					
Obligation & Work Phase Schedule:	<u>2024</u>	<u>2025</u>	<u>2026</u>	<u>2027+</u>	
	\$175,000	\$2,234,650			
	Right of Way	Construction			

Whitehall and Alstown Bridge Painting		Douglas County			
Clean and repaint Whitehall (08410700) and Alstown (08245100) bridges. Scope updated to perform scour analysis on Whitehall bridge.					
\$405,150 Total Funds Programmed 2024-27					
\$305,150 Federal Funds Authorized: BR					
\$100,000 Local Agency or State Funds					
Obligation & Work Phase Schedule:	<u>2024</u>	<u>2025</u>	<u>2026</u>	<u>2027+</u>	
	\$405,150				
	Construction				

Grant Road / Lyle Intersection		Douglas County			
Reconstruct the intersection of Grant Rd and Lyle Ave to improve safety and increase capacity					
\$4,183,260 Total Funds Programmed 2024-27					
\$1,150,000 Federal Funds Authorized: STBG(UM)					
\$3,033,260 Local Agency or State Funds					
Obligation & Work Phase Schedule:	<u>2024</u>	<u>2025</u>	<u>2026</u>	<u>2027+</u>	
		\$347,830	\$491,630	\$3,343,800	
		Engineering	Right of Way	Construction	

Grant Road and Nile Ave Intersection Improvement		Douglas County			
Install a roundabout. Project also includes associated ADA and utility work as needed.					
\$1,739,000 Total Funds Programmed 2024-27					
\$1,391,000 Federal Funds Authorized: HSIP					
\$348,000 Local Agency or State Funds					
Obligation & Work Phase Schedule:	<u>2024</u>	<u>2025</u>	<u>2026</u>	<u>2027+</u>	
	\$1,739,000				
	Construction				

Douglas County Curve Warning Signs (Phase 1)		Douglas County			
Install/upgrade Curve Warning signs on various County road curves.					
\$377,000 Total Funds Programmed 2024-27					
\$377,000 Federal Funds Authorized: \$ FUND CODE					
\$0 Local Agency or State Funds					
Obligation & Work Phase Schedule:	<u>2024</u>	<u>2025</u>	<u>2026</u>	<u>2027+</u>	
	\$377,000				
	Engineering				
	Construction				

Entiat Way Improvements and Park & Ride		City of Entiat			
Entiat Way and Entiat River Road intersection improvements and park & ride development project consisting of sidewalk, crosswalks, curb & gutter, illumination, asphalt roadway overlay, developed asphalt park & ride lot, marked parking stalls, stormwater and landscaping.					
\$685,000 Total Funds Programmed 2024-27					
\$258,060 Federal Funds Authorized: STBG(R)					
\$426,940 Local Agency or State Funds					
Obligation & Work Phase Schedule:	<u>2024</u>	<u>2025</u>	<u>2026</u>	<u>2027+</u>	
	\$88,000	\$597,000			
	Engineering	Construction			

2024-27 Operating Assistance		LINK Transit			
Operating assistance to support fixed route, demand response, and security services in Link Transit's service area.					
\$35,751,464 Total Funds Programmed 2024-27					
\$17,875,732 Federal Funds Authorized: 5307					
\$17,875,732 Local Agency or State Funds					
Obligation & Work Phase Schedule:	<u>2024</u>	<u>2025</u>	<u>2026</u>	<u>2027+</u>	
	\$8,646,102	\$8,827,670	\$9,048,362	\$9,229,330	
	Operations	Operations	Operations	Operations	

Replace Four (4) Cutaway Buses		LINK Transit			
Purchase four (4) zero-emission battery electric cutaway buses to replace aging gasoline-powered buses for use in paratransit service.					
\$433,060 Total Funds Programmed 2024-27					
\$368,101 Federal Funds Authorized: 5339					
\$64,959 Local Agency or State Funds					
Obligation & Work Phase Schedule:	<u>2024</u>	<u>2025</u>	<u>2026</u>	<u>2027+</u>	
	\$433,060				
	Capital Acquisition				

Douglas Street Improvements		City of Rock Island			
Provide pavement restoration, and curb, gutter and sidewalk along portions of Douglas Street.					
\$898,350 Total Funds Programmed 2024-27					
\$791,500 Federal Funds Authorized: STBG(UM)					
\$106,850 Local Agency or State Funds					
Obligation & Work Phase Schedule:	<u>2024</u>	<u>2025</u>	<u>2026</u>	<u>2027+</u>	
		100000		\$798,350	
		Engineering		Construction	

Millerdale Ave Irrigation Canal Bridge Rehabilitation		City of Wenatchee			
Bridge replacement.					
\$1,395,455 Total Funds Programmed 2024-27					
\$1,395,455 Federal Funds Authorized: BR					
\$0 Local Agency or State Funds					
Obligation & Work Phase Schedule:	<u>2024</u>	<u>2025</u>	<u>2026</u>	<u>2027+</u>	
	\$79,000	\$1,316,455			
	Right of Way	Construction			

Apple Capital Loop (Segments 1b, 2a and 2c)		City of Wenatchee			
Segment 1B constructs a roadway extension of McKittrick Street including a railroad grade separation between SR285 and N. Miller St. Segment 2A reconstructs Hawley St., N. Miller St (including another railroad grade separation), Maple St., and a short segment of SR285. Segment 2C constructs two non-motorized path grade separations: a railroad overpass and a State Highway overpass.					
\$98,536,358 Total Funds Programmed 2024-27					
\$82,986,504 Federal Funds Authorized: INFRA, STBG(UM), CRP(UM)					
\$15,549,854 Local Agency or State Funds: Freight Mobility					
Obligation & Work Phase Schedule:	<u>2024</u>	<u>2025</u>	<u>2026</u>	<u>2027+</u>	
	\$3,991,080	\$14,654,574	\$57,704,006	\$22,186,698	
	Engineering Right of Way	Engineering Right of Way Construction	Right of Way Construction	Construction	

Confluence Parkway		City of Wenatchee			
Project identified as segments 1b, 2a and 2b of the Apple Capital Loop project. Constructs Confluence Parkway partially on new roadway alignment, partially on existing street alignments, and constructs a new Wenatchee River bridge.					
\$85,000,000 Total Funds Programmed 2024-27					
\$0 Federal Funds Authorized:					
\$85,000,000 Local Agency or State Funds: MAW					
Obligation & Work Phase Schedule:	<u>2024</u>	<u>2025</u>	<u>2026</u>	<u>2027+</u>	
	\$13,690,000	\$28,410,000	\$22,900,000	\$20,000,000	
	Engineering Right of Way	Engineering Right of Way Construction	Right of Way Construction	Construction	

Fifth and Emerson Pedestrian Crossing		City of Wenatchee			
Install rectangular rapid flashing beacons, crosswalk markings, signing and curb ramps.					
\$239,000 Total Funds Programmed 2024-27					
\$239,000 Federal Funds Authorized: HSIP					
\$0 Local Agency or State Funds					
Obligation & Work Phase Schedule:	<u>2024</u>	<u>2025</u>	<u>2026</u>	<u>2027+</u>	
	\$26,000	\$213,000			
	Right of Way	Construction			

9th Street Crossing		City of Wenatchee			
Construct ADA compliant railroad pedestrian/bike crossing surfaces on both sides of 9th St. through the railroad right-of-way. Install four-quad-gate signal system with pedestrian gates. Update signs and markings per MUTCD.					
\$1,392,315 Total Funds Programmed 2024-27					
\$1,208,712 Federal Funds Authorized: HSIP					
\$183,603 Local Agency or State Funds					
Obligation & Work Phase Schedule:	<u>2024</u>	<u>2025</u>	<u>2026</u>	<u>2027+</u>	
	\$1,392,315				
	Construction				

SR 285/North Wenatchee Area - Intersection Improvements					WSDOT
The project will relieve congestion and provide safety enhancements through intersection improvements, access revisions, pedestrian and transit improvements, ITS solutions and environmental work. Project is linked to delivery of City of Wenatchee "Apple Capital Loop" INFRA grant project.					
\$15,165,300 Total Funds Programmed 2024-27					
\$0 Federal Funds Authorized:					
\$15,165,300 Local Agency or State Funds: CWA					
Obligation & Work Phase Schedule:	<u>2024</u>	<u>2025</u>	<u>2026</u>	<u>2027+</u>	
	\$1,000,000	\$2,820,000	\$9,000,000	\$1,345,300	
	Right of Way	Right of Way Construction	Construction	Construction	

SR 28/East Wenatchee Corridor Improvements					WSDOT
Widens SR 28 between 9th Street and 23rd Street and improves mobility and safety. Project linked to Wenatchee's Apple Capital Loop INFRA project.					
\$58,154,332 Total Funds Programmed 2024-27					
\$0 Federal Funds Authorized:					
\$58,154,332 Local Agency or State Funds: CWA					
Obligation & Work Phase Schedule:	<u>2024</u>	<u>2025</u>	<u>2026</u>	<u>2027+</u>	
	\$9,707,191	\$11,322,840	\$6,218,980	\$30,905,321	
	Right of Way	Right of Way	Right of Way Construction	Construction	

US 97 10mi South of US 2 - Unstable Slope					WSDOT
This project will stabilize the existing rock slope to enhance safety.					
\$1,049,687 Total Funds Programmed 2024-27					
\$1,028,693 Federal Funds Authorized: NHPP					
\$20,994 Local Agency or State Funds					
Obligation & Work Phase Schedule:	<u>2024</u>	<u>2025</u>	<u>2026</u>	<u>2027+</u>	
				\$1,049,687	
				Construction	

Asphalt/Chip Seal Preservation Program CDTC Region					WSDOT
Resurface the roadway with chip seal or hot mix asphalt to preserve the structural integrity of the roadway and extend the service life of the pavement. Other minor preservation items as needed. For a list of included projects, go to www.wsdot.wa.gov/projects/search .					
\$55,110,152 Total Funds Programmed 2024-27					
\$52,609,869 Federal Funds Authorized: NHPP, STBG					
\$2,500,283 Local Agency or State Funds					
Obligation & Work Phase Schedule:	<u>2024</u>	<u>2025</u>	<u>2026</u>	<u>2027+</u>	
	\$5,322,772	\$10,056,133	\$9,869,701	\$29,861,546	
	Engineering Construction	Engineering Construction	Engineering Construction	Engineering Construction	

US 97 North of Orondo - Unstable Slopes					WSDOT
This project will stabilize the existing rock slope to provide a safer roadway.					
\$2,006,853 Total Funds Programmed 2024-27					
\$1,965,337 Federal Funds Authorized: NHPP					
\$41,516 Local Agency or State Funds					
Obligation & Work Phase Schedule:	<u>2024</u>	<u>2025</u>	<u>2026</u>	<u>2027+</u>	
	\$17,259	\$17,673	\$17,259	\$1,954,661	
	Right of Way	Right of Way	Right of Way	Right of Way Construction	

US 97A/South of Entiat Site 1 - Rock Slope Scaling					WSDOT
This project will construct rock slope protection and increase slope stability.					
\$531,003 Total Funds Programmed 2024-27					
\$520,382 Federal Funds Authorized: STBG					
\$10,621 Local Agency or State Funds					
Obligation & Work Phase Schedule:	<u>2024</u>	<u>2025</u>	<u>2026</u>	<u>2027+</u>	
				\$531,003	
				Construction	

US 97A/South of Entiat Site 2 - Rock Slope Scaling					WSDOT
This project will construct rock slope protection and increase slope stability.					
\$433,395 Total Funds Programmed 2024-27					
\$416,059 Federal Funds Authorized: STBG					
\$17,336 Local Agency or State Funds					
Obligation & Work Phase Schedule:	<u>2024</u>	<u>2025</u>	<u>2026</u>	<u>2027+</u>	
				\$433,395	
				Construction	

US 2/5 Miles W of Cashmere - Wenatchee River Bridge Replacement					WSDOT
Replace bridge 2/226N					
\$1,877,484 Total Funds Programmed 2024-27					
\$1,816,920 Federal Funds Authorized: NHPP					
\$60,564 Local Agency or State Funds					
Obligation & Work Phase Schedule:	<u>2024</u>	<u>2025</u>	<u>2026</u>	<u>2027+</u>	
				\$1,877,484	
				Engineering	

NCR Guardrail Update 2025					WSDOT
This project will update guardrail and associated elements. Project is also in King Co (PSRC MPO) & Kittitas Co (Quad-Co RTPO). Amount shown is for work in Chelan Co. (CDTC MPO).					
\$1,558,820 Total Funds Programmed 2024-27					
\$1,534,128 Federal Funds Authorized: STBG					
\$24,692 Local Agency or State Funds					
Obligation & Work Phase Schedule:	<u>2024</u>	<u>2025</u>	<u>2026</u>	<u>2027+</u>	
	\$39,593	\$1,069,388	\$124,395		
	Right of Way Construction	Right of Way Construction	Construction		

US 97A Knapps Hill Tunnel - Illumination Upgrades					WSDOT
This project will upgrade the existing illumination system.					
\$2,063,133 Total Funds Programmed 2024-27					
\$2,021,870 Federal Funds Authorized: STBG					
\$41,263 Local Agency or State Funds					
Obligation & Work Phase Schedule:	<u>2024</u>	<u>2025</u>	<u>2026</u>	<u>2027+</u>	
	\$2,063,133				
	Construction				

US 97A/Knapps Hill Tunnel - Slope Stabilization					WSDOT
This project will stabilize the existing slope.					
\$2,640,892 Total Funds Programmed 2024-27					
\$2,581,838 Federal Funds Authorized: STBG					
\$59,054 Local Agency or State Funds					
Obligation & Work Phase Schedule:	<u>2024</u>	<u>2025</u>	<u>2026</u>	<u>2027+</u>	
	\$2,640,892				
	Right of Way Construction				

US 97A/Knapps Hill Tunnel (Site A) - Unstable Slope					WSDOT
This project will stabilize the existing slope.					
\$1,189,283 Total Funds Programmed 2024-27					
\$1,165,497 Federal Funds Authorized: STBG					
\$23,786 Local Agency or State Funds					
Obligation & Work Phase Schedule:	<u>2024</u>	<u>2025</u>	<u>2026</u>	<u>2027+</u>	
	\$1,189,283				
	Right of Way Construction				

US 97A/Knapps Hill Tunnel - Unstable Slope					WSDOT
This project will stabilize the existing slope.					
\$1,409,128 Total Funds Programmed 2024-27					
\$1,380,946 Federal Funds Authorized: STBG					
\$28,182 Local Agency or State Funds					
Obligation & Work Phase Schedule:	<u>2024</u>	<u>2025</u>	<u>2026</u>	<u>2027+</u>	
	\$1,409,128				
	Right of Way Construction				

SR 971 Navarre Coulee Site 1 - Rock Slope Scaling					WSDOT
This project will stabilize the existing slope and provide additional safety.					
\$209,739 Total Funds Programmed 2024-27					
\$205,544 Federal Funds Authorized: STBG					
\$4,195 Local Agency or State Funds					
Obligation & Work Phase Schedule:	<u>2024</u>	<u>2025</u>	<u>2026</u>	<u>2027+</u>	
				\$209,739	
				Construction	

SR 971 Navarre Coulee Site 2 - Rock Slope Scaling					WSDOT
This project will stabilize the existing slope and provide additional safety.					
\$200,533 Total Funds Programmed 2024-27					
\$196,522 Federal Funds Authorized: \$ FUND CODE					
\$4,011 Local Agency or State Funds					
Obligation & Work Phase Schedule:	<u>2024</u>	<u>2025</u>	<u>2026</u>	<u>2027+</u>	
				\$200,533	
				Construction	

SR 971 Navarre Coulee Site 3 - Rock Slope Scaling				WSDOT
This project will stabilize the existing slope and provide additional safety.				
\$239,470 Total Funds Programmed 2024-27				
\$234,681 Federal Funds Authorized: STBG				
\$4,789 Local Agency or State Funds				
Obligation & Work Phase Schedule:	<u>2024</u>	<u>2025</u>	<u>2026</u>	<u>2027+</u>
				\$239,470
				Construction

SR 971 Navarre Coulee Site 4 - Rock Slope Scaling				WSDOT
This project will stabilize the existing slope and increase safety.				
\$243,700 Total Funds Programmed 2024-27				
\$238,826 Federal Funds Authorized: STBG				
\$4,874 Local Agency or State Funds				
Obligation & Work Phase Schedule:	<u>2024</u>	<u>2025</u>	<u>2026</u>	<u>2027+</u>
				\$243,700
				Construction

SR 971 Navarre Coulee Site 5 - Rock Slope Scaling				WSDOT
This project will stabilize the existing slope and increase safety.				
\$347,698 Total Funds Programmed 2024-27				
\$340,744 Federal Funds Authorized: STBG				
\$6,954 Local Agency or State Funds				
Obligation & Work Phase Schedule:	<u>2024</u>	<u>2025</u>	<u>2026</u>	<u>2027+</u>
				\$347,698
				Construction

SR 971 Navarre Coulee Site 6 - Rock Slope Scaling				WSDOT
This project will stabilize the slope and increase safety.				
\$316,100 Total Funds Programmed 2024-27				
\$309,778 Federal Funds Authorized: \$ FUND CODE				
\$6,322 Local Agency or State Funds				
Obligation & Work Phase Schedule:	<u>2024</u>	<u>2025</u>	<u>2026</u>	<u>2027+</u>
				\$316,100
				Construction

US 97/Columbia River Beebe Bridge - Deck Rehab				WSDOT
This project will rehabilitate the existing bridge deck.				
\$2,763,667 Total Funds Programmed 2024-27				
\$2,676,428 Federal Funds Authorized: NHPP				
\$87,239 Local Agency or State Funds				
Obligation & Work Phase Schedule:	<u>2024</u>	<u>2025</u>	<u>2026</u>	<u>2027+</u>
	\$2,763,667			
	Engineering			
	Construction			

SR285/Wenatchee Ave Bridge Southbound - Deck Rehab				WSDOT
This project will rehabilitate the existing bridge deck.				
\$2,046,636 Total Funds Programmed 2024-27				
\$1,964,759 Federal Funds Authorized: NHPP				
\$81,867 Local Agency or State Funds				
Obligation & Work Phase Schedule:	<u>2024</u>	<u>2025</u>	<u>2026</u>	<u>2027+</u>
			\$314,876	\$1,731,750
			Engineering	Construction

US 2/2 Mi E of Orondo - Rock Slope Scaling B				WSDOT
This project will enhance safety at this location by scaling the existing rock slope.				
\$302,541 Total Funds Programmed 2024-27				
\$296,490 Federal Funds Authorized: NHPP				
\$6,051 Local Agency or State Funds				
Obligation & Work Phase Schedule:	<u>2024</u>	<u>2025</u>	<u>2026</u>	<u>2027+</u>
				\$302,541
				Construction

US 2/2 Mi E of Orondo - Rock Slope Scaling C				WSDOT
This project will enhance safety at this location by scaling the existing rock slope.				
\$301,297 Total Funds Programmed 2024-27				
\$295,271 Federal Funds Authorized: NHPP				
\$6,026 Local Agency or State Funds				
Obligation & Work Phase Schedule:	<u>2024</u>	<u>2025</u>	<u>2026</u>	<u>2027+</u>
				\$301,297
				Construction

TRANSPORTATION SYSTEM PERFORMANCE

The 2024 Transportation Improvement Program has been referenced against the January 2023 System Performance Report that annually documents CDTC’s targets and performance within the national transportation system performance measures framework. The CDTC System Performance Report documents progress toward achievement of performance targets on the following categories:

- Safety for Highways, Roads, Streets and Public Transit
- Condition of National Highway System Pavement
- Condition of National Highway System Bridges
- Travel Time Reliability on the National Highways System
- Asset Management for Public Transit Rolling Stock, Equipment and Facilities

Current performance of the transportation system in the region exceeds established performance targets in every category except safety and bridge condition. In keeping with Washington’s Target Zero policy, CDTC’s target of eliminating fatalities and serious injuries on the transportation system by year 2030 requires consistent investment and continual progress.

In response to the safety target, nearly two thirds of the projects programmed in the Transportation Improvement Program (20 of 43 projects) directly and substantially improve the safety of the transportation system for drivers, bus riders, pedestrians, bicyclists and for goods movement on primary roadways and highways. These 20 projects represent approximately \$86.5 million of the \$380 million program, or about 23% of total spending.

In response to CDTC’s bridge condition performance target, 10 of the 43 programmed projects will improve, replace or construct new bridges, totaling \$81 million or just over 21% of total investment in the 2024-29 TIP. This is expected to substantially improve system performance in this category.

CERTIFICATION FINDINGS

Programming decisions by CDTC to authorize federal highway and transit funds for transportation purposes must satisfy three important certification elements:

- **Consistency** with the Regional Transportation Plan;
- **Equity** in the distribution of benefits and impacts; and
- **Fiscal Constraint** based on reasonable estimates of available funding.

Consistency with the Regional Transportation Plan

All 46 projects in the Transportation Improvement Program are deemed consistent with the policies, performance objectives and programmatic investment and project priorities identified in the Regional Transportation Plan. TIP projects are grouped into the following categories of investment, based on the framework for categorizing needs in the plan:

- Maintenance & Preservation: Maintaining a state of good repair for state highways, county roads, city streets and public transportation rolling stock and facilities is a top regional priority in the most recent 2021 update of the Regional Transportation Plan.
- Transportation System Improvements: This category of regional priority need includes improvements to increase safety, improve multimodal connectivity and accessibility, and advance community and economic development objectives articulated in appropriate planning documents.
- Transportation System Expansion: This category of regional priority needs includes the extension of new roadways, transit service routes and frequencies, and multi-use trails.

<u>Investment Category</u>	<u># RTIP Projects</u>	<u>Funds Programmed</u>	<u>% of Expenditures</u>
Maintenance & Preservation	31	\$125,063,313	33 %
Transportation System Improvements	13	\$82,220,468	22 %
Transportation System Expansion	2	\$170,986,504	45 %

Equity in the Distribution of Benefits and Impacts

CDTC evaluates federal funds programmed in the TIP to ensure the avoidance of disproportionate negative impacts or denial of benefits to disadvantaged populations. This evaluation is performed by calculating an “Equity Score” for each individual project, and then as a composite score that represents an average of all TIP project.

With a composite **Equity Score of 1.02** the 2024-29 Transportation Improvement Program advances social equity in the Chelan-Douglas Region and upholds CDTC’s commitment and obligations for ensuring Environmental Justice in the planning and programming of federal transportation funds.

Equity is evaluated primarily from the perspective of Environmental Justice. This assurance is made as an evaluation of the TIP as a whole, and with the understanding that individual transportation improvements do have the potential to result in or sustain negative impacts to disadvantaged populations following proper project-level review, avoidance, and mitigation of impacts through the National Environmental Policy Act (NEPA) process.

CDTC applies an equity evaluation methodology based on the following information to certify that the TIP provides for an overall equitable allocation of federal funding across the region.

In order to measure the equity of the TIP as a program, projects are evaluated individually and assigned a score based on the following weighted index. An composite score equal to or greater than 1.0 indicates that the program as a whole is upholding and advancing equity. A composite Equity Score of less than 1.0 would indicate that funding priorities in the program need to be modified in order to avoid disproportionate negative impacts or denial of benefits to disadvantaged populations.

Score	Project Equity Type	
1.2	Mitigates existing impacts to disadvantaged communities	
1.2	Provides direct benefit to disadvantaged communities	Desired Outcome
1.1	Provides indirect benefit to disadvantaged communities	
1.0	Provides regionwide benefits and no negative impacts	Acceptable Outcome
0.9	Limits benefits primarily to non-disadvantaged communities	Acceptable in Limited Circumstances
0.8	Results in direct <i>or</i> indirect impacts to disadvantaged communities	Avoid Where Possible

The following six (6) specific types of projects are automatically scored 1.0 based on the broad distribution of system-level benefit they provide to the public. All other projects are evaluated individual characteristics, types of direct or indirect benefits and/or negative impacts, and project location.

- ✓ Preservation & Maintenance on primary roadways and highways are equitable based on empirical data that maximizes the lifespan of the transportation system as a whole.
- ✓ Safety improvements prioritized by empirical data that maximize the reduction of risk factors and potential for injury or fatality on the transportation system as a whole, and at locations with a high frequency or severity of crashes.
- ✓ ADA Accessibility improvements where necessary for regulatory compliance.
- ✓ Public Transportation formula funding to sustain operations, rolling stock and physical assets.
- ✓ State Highway and Principal Arterial capacity projects that improve public transit access to employment centers and regional medical centers.
- ✓ Environmental remediation or retrofits that result in cleaner air, water or improved public sanitation.

Among the 46 projects in the 2024-2029 TIP, 30 fit within the six categories listed above that receive an automatic equity score of 1.0. Eleven projects scored greater than 1.0, and 2 projects scored below 1.0 due to concentrating benefits primarily to non-disadvantaged communities.

Equity Score Distribution for TIP Projects	# of Projects	Funds Programmed	% of Expenditures
1.2 Mitigates existing impacts to disadvantaged communities	0	\$0	-
1.2 Provides direct benefit to disadvantaged communities	1	\$1,489,950	< 1 %
1.1 Provides indirect benefit to disadvantaged communities	11	\$25,204,004	65 %
1.0 Provides regionwide benefits and no negative impacts	32	\$127,825,164	34 %
0.9 Limits benefits primarily to non-disadvantaged communities	2	\$2,391,582	< 1 %
0.8 Direct <i>or</i> indirect impacts to disadvantaged communities	0	\$0	-

Fiscal Constraint

The table on the following page documents the fiscal constraint of the 2024-2029 TIP only during the first four years, during which time project funding has been secured and authorized.

<i>Fund Source</i>	<i>Year</i>	<i>Starting Balance (carryover)</i>	<i>Annual Allocation</i>	<i>Total Available Revenue</i>	<i>Total Amount Programmed</i>	<i>Ending Balance (carry forward)</i>
Surface Transportation Program (STBG) - Urban Small, Urban Medium & Rural	2024	(\$285,127)	\$2,042,775	\$1,757,648	\$649,444	\$1,108,204
	2026	\$1,108,204	\$2,042,775	\$3,150,979	\$2,050,941	\$1,100,038
	2026	\$1,100,038	\$2,042,775	\$3,142,813	\$2,461,469	\$681,344
	2027	\$681,344	\$2,042,775	\$2,724,119	\$1,137,269	\$1,586,850
Transportation Alternatives Program (TAP) - Urban Small, Urban Medium & Rural	2024	\$309,691	\$225,891	\$535,582	\$245,462	\$290,120
	2026	\$290,120	\$225,891	\$516,011	\$158,137	\$357,874
	2026	\$357,874	\$225,891	\$583,765	\$0	\$583,765
	2027	\$583,765	\$225,891	\$809,656	\$602,728	\$206,928
Carbon Reduction Program (CRP) - Urban Small, Urban Medium & Rural	2024	\$553,928	\$230,753	\$784,681	\$0	\$784,681
	2026	\$784,681	\$230,753	\$1,015,434	\$0	\$1,015,434
	2026	\$1,015,434	\$230,753	\$1,246,187	\$0	\$1,246,187
	2027	\$1,246,187	\$230,753	\$1,476,940	\$1,400,000	\$76,940
Surface Transportation Program (STBG) - statewide	2024	\$0	\$0	\$8,692,279	\$8,692,279	\$0
	2026	\$0	\$0	\$1,765,577	\$1,765,577	\$0
	2026	\$0	\$0	\$0	\$0	\$0
	2027	\$0	\$0	\$2,046,477	\$2,046,477	\$0
Bridge Program (BR)	2024	\$0	\$0	\$11,174,734	\$7,618,629	\$0
	2026	\$0	\$0	\$3,556,105	\$3,556,105	\$0
	2026	\$0	\$0	\$0	\$0	\$0
	2027	\$0	\$0	\$0	\$0	\$0
Highway Safety Improvement Program (HSIP)	2024	\$0	\$0	\$4,227,315	\$3,244,315	\$983,000
	2026	\$0	\$0	\$983,000	\$613,000	\$370,000
	2026	\$0	\$0	\$370,000	\$370,000	\$0
	2027	\$0	\$0	\$0	\$0	\$0
National Highway Performance Program (NHPP)	2024	\$0	\$0	\$7,698,683	\$7,698,683	\$0
	2026	\$0	\$0	\$7,819,155	\$7,819,155	\$0
	2026	\$0	\$0	\$9,508,733	\$9,508,733	\$0
	2027	\$0	\$0	\$34,579,563	\$34,579,563	\$0
FTA Urban Area Formula (5307)	2024	\$0	\$4,323,051	\$4,323,051	\$4,323,051	\$0
	2026	\$0	\$4,413,835	\$4,317,414	\$4,317,414	\$0
	2026	\$0	\$4,524,181	\$4,421,032	\$4,421,032	\$0
	2027	\$0	\$4,614,665	\$4,509,453	\$4,509,453	\$0
FTA Bus & Bus Facilities Program (5339)	2024	\$0	\$0	\$488,101	\$488,101	\$0
	2026	\$0	\$0	\$0	\$0	\$0
	2026	\$0	\$0	\$0	\$0	\$0
	2027	\$0	\$0	\$0	\$0	\$0
Infrastructure for Rebuilding America (INFRA)	2024	\$81,486,504	\$0	\$81,486,504	\$17,111,870	\$64,374,634
	2026	\$0	\$0	\$64,374,634	\$64,374,634	\$0
	2026	\$0	\$0	\$0	\$0	\$0
	2027	\$0	\$0	\$0	\$0	\$0
Connecting Washington (CWA)	2024	\$73,319,632	\$0	\$73,319,632	\$30,792,000	\$42,527,632
	2026	\$0	\$0	\$42,527,632	\$11,345,300	\$31,182,332
	2026	\$0	\$0	\$31,182,332	\$31,182,332	\$0
	2027	\$0	\$0	\$0	\$0	\$0
Move Ahead Washington (MAW)	2024	\$85,000,000	\$0	\$85,000,000	\$33,100,000	\$51,900,000
	2026	\$0	\$0	\$51,900,000	\$51,900,000	\$0
	2026	\$0	\$0	\$0	\$0	\$0
	2027	\$0	\$0	\$0	\$0	\$0