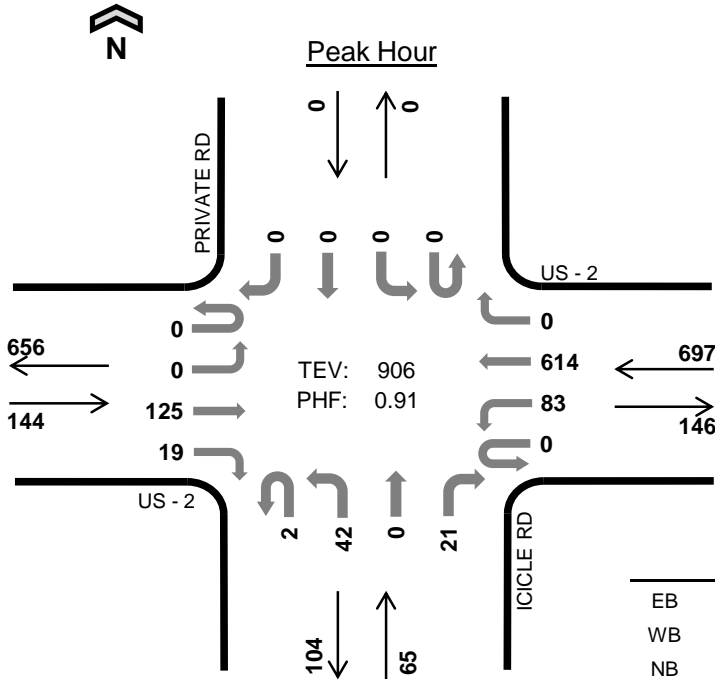


Appendices

G. Data Collection

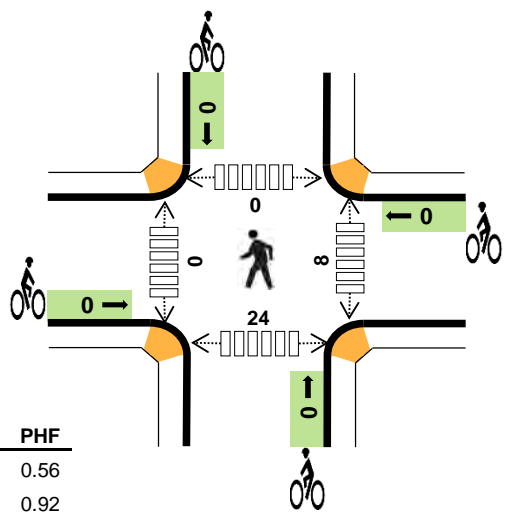


**ICICLE RD
US - 2**



Date: Sat, Dec 15, 2018
Count Period: 2:30 PM to 7:30 PM
Peak Hour: 5:15 PM to 6:15 PM

	HV %:	PHF
EB	1.4%	0.56
WB	3.3%	0.92
NB	0.0%	0.77
SB	-	-
TOTAL	2.8%	0.91



Five-Hour Count Summaries

Interval Start	US - 2				US - 2				ICICLE RD				PRIVATE RD				15-min Total	Rolling One Hour
	Eastbound		Westbound		Northbound		Southbound		UT		LT		TH		RT			
5:15 PM	0	0	57	7	0	22	122	0	0	7	0	7	0	0	0	0	222	0
5:30 PM	0	0	46	3	0	13	165	0	0	17	0	4	0	0	0	0	248	0
5:45 PM	0	0	15	5	0	24	162	0	0	11	0	5	0	0	0	0	222	0
6:00 PM	0	0	7	4	0	24	165	0	2	7	0	5	0	0	0	0	214	906
Peak Hour	0	0	125	19	0	83	614	0	2	42	0	21	0	0	0	0	906	0

Note: For all three-hour count summary, see next page.

Interval Start	Heavy Vehicle Totals					Bicycles					Pedestrians (Crossing Leg)				
	EB	WB	NB	SB	Total	EB	WB	NB	SB	Total	East	West	North	South	Total
5:15 PM	0	0	0	0	0	0	0	0	0	0	2	0	0	11	13
5:30 PM	2	2	0	0	4	0	0	0	0	0	2	0	0	8	10
5:45 PM	0	13	0	0	13	0	0	0	0	0	0	0	0	0	0
6:00 PM	0	8	0	0	8	0	0	0	0	0	4	0	0	5	9
Peak Hour	2	23	0	0	25	0	0	0	0	0	8	0	0	24	32

Five-Hour Count Summaries

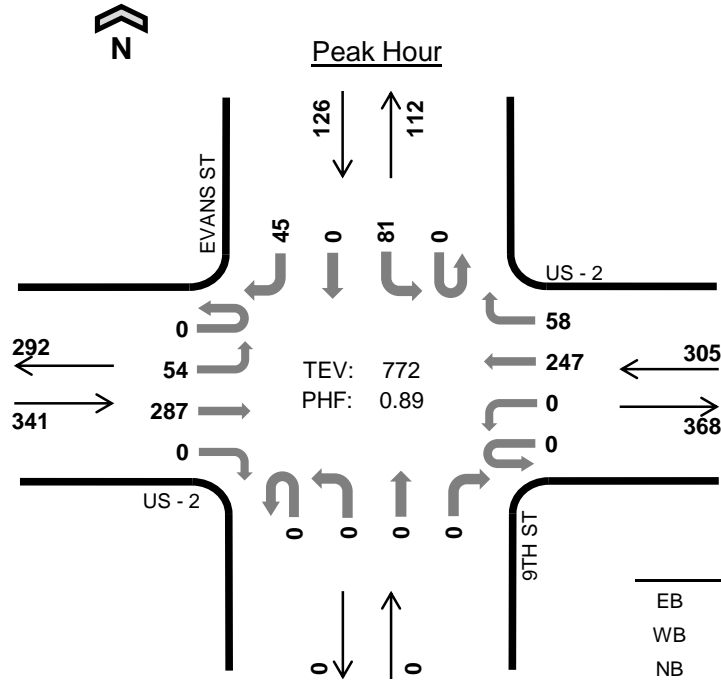
Interval Start	US - 2				US - 2				ICICLE RD				PRIVATE RD				15-min Total	Rolling One Hour
	Eastbound				Westbound				Northbound				Southbound					
	UT	LT	TH	RT	UT	LT	TH	RT	UT	LT	TH	RT	UT	LT	TH	RT		
2:30 PM	0	0	113	8	0	26	36	0	1	8	0	20	0	0	0	0	212	0
2:45 PM	0	0	126	13	0	17	46	0	0	7	0	21	0	0	0	0	230	0
3:00 PM	0	0	102	13	0	17	38	0	0	4	0	26	0	0	0	0	200	0
3:15 PM	0	0	126	11	0	16	42	0	0	3	0	19	0	0	0	0	217	859
3:30 PM	0	0	102	9	0	16	50	0	0	9	0	15	0	0	0	0	201	848
3:45 PM	0	0	86	4	0	16	32	0	0	11	0	11	0	0	0	0	160	778
4:00 PM	0	0	101	7	0	13	39	0	0	5	0	17	0	0	0	0	182	760
4:15 PM	0	0	77	8	0	8	33	0	0	8	0	23	0	0	0	0	157	700
4:30 PM	0	0	77	5	0	12	32	0	0	5	0	17	0	0	0	0	148	647
4:45 PM	0	0	68	6	0	14	27	0	0	3	0	11	0	0	0	0	129	616
5:00 PM	0	0	73	6	0	10	31	0	0	6	0	9	0	0	0	0	135	569
5:15 PM	0	0	57	7	0	22	122	0	0	7	0	7	0	0	0	0	222	634
5:30 PM	0	0	46	3	0	13	165	0	0	17	0	4	0	0	0	0	248	734
5:45 PM	0	0	15	5	0	24	162	0	0	11	0	5	0	0	0	0	222	827
6:00 PM	0	0	7	4	0	24	165	0	2	7	0	5	0	0	0	0	214	906
6:15 PM	0	0	11	6	0	14	159	0	0	13	0	12	0	0	0	0	215	899
6:30 PM	0	0	8	6	0	21	105	0	2	5	0	7	0	0	0	0	154	805
6:45 PM	0	0	22	6	0	21	107	0	0	15	0	16	0	0	0	0	187	770
7:00 PM	0	0	8	6	0	13	117	0	1	5	0	8	0	0	0	0	158	714
7:15 PM	0	0	9	15	0	18	117	0	1	6	0	4	0	0	0	0	170	669
Count Total	0	0	1,234	148	0	335	1,625	0	7	155	0	257	0	0	0	0	3,761	0
Peak Hour	0	0	125	19	0	83	614	0	2	42	0	21	0	0	0	0	906	0

Note: Five-hour count summary volumes include heavy vehicles but exclude bicycles in overall count.

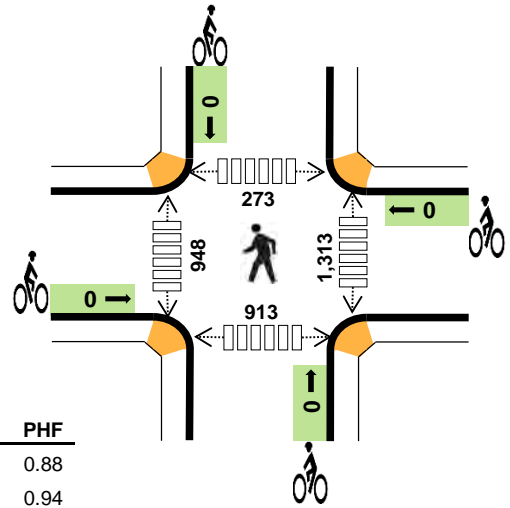
Interval Start	Heavy Vehicle Totals					Bicycles					Pedestrians (Crossing Leg)				
	EB	WB	NB	SB	Total	EB	WB	NB	SB	Total	East	West	North	South	Total
2:30 PM	1	1	2	0	4	0	0	0	0	0	0	0	0	1	1
2:45 PM	0	0	0	0	0	0	0	0	0	0	0	0	0	1	1
3:00 PM	0	0	1	0	1	0	0	0	0	0	1	0	0	2	3
3:15 PM	1	1	1	0	3	0	0	0	0	0	2	0	0	4	6
3:30 PM	0	0	0	0	0	0	0	0	0	0	1	0	0	1	2
3:45 PM	0	0	0	0	0	0	0	0	0	0	2	0	0	1	3
4:00 PM	0	0	1	0	1	0	0	0	0	0	1	0	0	9	10
4:15 PM	0	2	0	0	2	0	2	0	0	2	0	0	0	3	3
4:30 PM	1	1	0	0	2	0	0	0	0	0	0	0	0	2	2
4:45 PM	0	0	0	0	0	0	0	0	0	0	0	0	0	0	0
5:00 PM	0	0	0	0	0	0	0	0	0	0	0	0	0	0	0
5:15 PM	0	0	0	0	0	0	0	0	0	0	2	0	0	11	13
5:30 PM	2	2	0	0	4	0	0	0	0	0	2	0	0	8	10
5:45 PM	0	13	0	0	13	0	0	0	0	0	0	0	0	0	0
6:00 PM	0	8	0	0	8	0	0	0	0	0	4	0	0	5	9
6:15 PM	0	4	0	0	4	0	0	0	0	0	0	0	0	3	3
6:30 PM	0	4	0	0	4	0	0	0	0	0	2	0	0	14	16
6:45 PM	0	0	2	0	2	0	0	0	0	0	0	0	1	8	9
7:00 PM	1	2	0	0	3	0	0	0	0	0	4	0	0	5	9
7:15 PM	0	2	0	0	2	0	0	0	0	0	0	0	0	6	6
Count Total	6	40	7	0	53	0	2	0	0	2	21	0	1	84	106
Peak Hour	2	23	0	0	25	0	0	0	0	0	8	0	0	24	32



**9TH ST
US - 2**



Date: Sat, Dec 15, 2018
 Count Period: 2:30 PM to 7:30 PM
 Peak Hour: 2:45 PM to 3:45 PM



	HV %:	PHF
EB	0.6%	0.88
WB	0.3%	0.94
NB	-	-
SB	1.6%	0.77
TOTAL	0.6%	0.89

Five-Hour Count Summaries

Interval Start	US - 2				US - 2				9TH ST				EVANS ST				15-min Total	Rolling One Hour
	Eastbound		Westbound		Northbound		Southbound		UT	LT	TH	RT	UT	LT	TH	RT		
2:45 PM	0	6	70	0	0	0	64	17	0	0	0	0	0	13	0	8	178	0
3:00 PM	0	16	73	0	0	0	58	12	0	0	0	0	0	19	0	6	184	0
3:15 PM	0	15	64	0	0	0	56	17	0	0	0	0	0	23	0	18	193	0
3:30 PM	0	17	80	0	0	0	69	12	0	0	0	0	0	26	0	13	217	772
Peak Hour	0	54	287	0	0	0	247	58	0	0	0	0	0	81	0	45	772	0

Note: For all three-hour count summary, see next page.

Interval Start	Heavy Vehicle Totals					Bicycles					Pedestrians (Crossing Leg)				
	EB	WB	NB	SB	Total	EB	WB	NB	SB	Total	East	West	North	South	Total
2:45 PM	1	0	0	0	1	0	0	0	0	0	279	244	49	227	799
3:00 PM	0	0	0	0	0	0	0	0	0	0	320	175	68	195	758
3:15 PM	0	1	0	1	2	0	0	0	0	0	397	315	98	264	1,074
3:30 PM	1	0	0	1	2	0	0	0	0	0	317	214	58	227	816
Peak Hour	2	1	0	2	5	0	0	0	0	0	1,313	948	273	913	3,447

Five-Hour Count Summaries

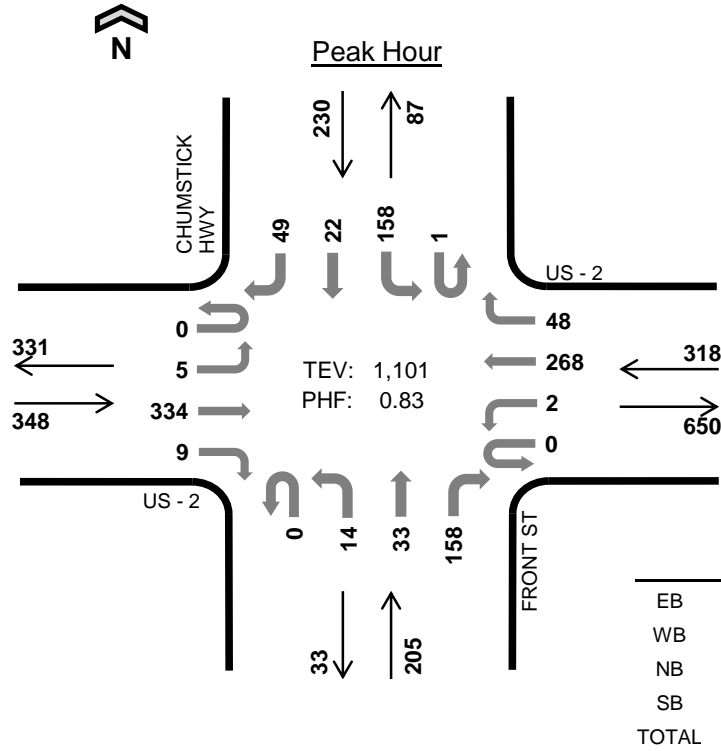
Interval Start	US - 2				US - 2				9TH ST				EVANS ST				15-min Total	Rolling One Hour
	Eastbound				Westbound				Northbound				Southbound					
	UT	LT	TH	RT	UT	LT	TH	RT	UT	LT	TH	RT	UT	LT	TH	RT		
2:30 PM	0	10	71	0	0	0	59	14	0	0	0	0	0	23	0	9	186	0
2:45 PM	0	6	70	0	0	0	64	17	0	0	0	0	0	13	0	8	178	0
3:00 PM	0	16	73	0	0	0	58	12	0	0	0	0	0	19	0	6	184	0
3:15 PM	0	15	64	0	0	0	56	17	0	0	0	0	0	23	0	18	193	741
3:30 PM	0	17	80	0	0	0	69	12	0	0	0	0	0	26	0	13	217	772
3:45 PM	0	6	63	0	0	0	36	17	0	0	0	0	0	12	0	10	144	738
4:00 PM	0	6	74	0	0	0	66	23	0	0	0	0	0	21	0	10	200	754
4:15 PM	0	7	64	0	0	0	41	16	0	0	0	0	0	25	0	15	168	729
4:30 PM	0	7	67	0	0	0	68	16	0	0	0	0	0	13	0	19	190	702
4:45 PM	0	11	76	0	0	0	63	9	0	0	0	0	0	15	0	12	186	744
5:00 PM	0	1	30	0	0	0	31	4	0	0	0	0	0	14	0	10	90	634
5:15 PM	0	0	37	0	0	0	59	10	0	0	0	0	0	19	0	20	145	611
5:30 PM	0	0	1	0	0	0	80	5	0	0	0	0	0	3	0	2	91	512
5:45 PM	0	1	0	0	0	0	69	2	0	0	0	0	0	6	0	5	83	409
6:00 PM	0	1	15	0	0	0	96	12	0	0	0	0	0	15	0	10	149	468
6:15 PM	0	2	25	0	0	0	58	5	0	0	1	0	0	24	0	8	123	446
6:30 PM	0	0	24	0	0	0	75	6	0	0	0	0	0	15	0	3	123	478
6:45 PM	0	1	22	0	0	0	87	6	0	0	0	0	0	8	0	0	124	519
7:00 PM	0	1	15	0	0	0	67	3	0	0	0	0	0	24	0	12	122	492
7:15 PM	0	2	51	0	0	0	72	9	0	0	1	1	0	24	0	8	168	537
Count Total	0	110	922	0	0	0	1,274	215	0	0	2	1	0	342	0	198	3,064	0
Peak Hour	0	54	287	0	0	0	247	58	0	0	0	0	0	81	0	45	772	0

Note: Five-hour count summary volumes include heavy vehicles but exclude bicycles in overall count.

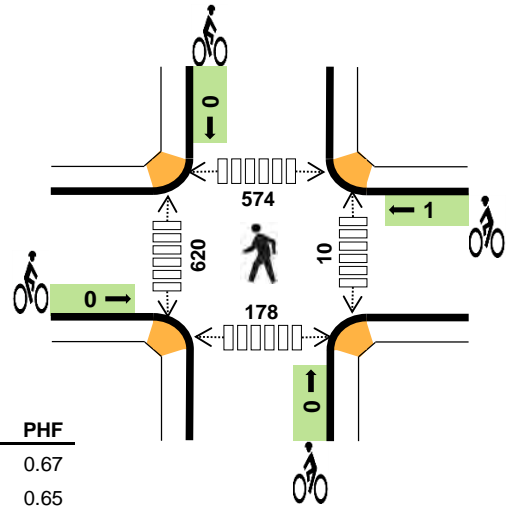
Interval Start	Heavy Vehicle Totals					Bicycles					Pedestrians (Crossing Leg)				
	EB	WB	NB	SB	Total	EB	WB	NB	SB	Total	East	West	North	South	Total
2:30 PM	1	1	0	0	2	0	0	0	0	0	288	225	73	208	794
2:45 PM	1	0	0	0	1	0	0	0	0	0	279	244	49	227	799
3:00 PM	0	0	0	0	0	0	0	0	0	0	320	175	68	195	758
3:15 PM	0	1	0	1	2	0	0	0	0	0	397	315	98	264	1,074
3:30 PM	1	0	0	1	2	0	0	0	0	0	317	214	58	227	816
3:45 PM	0	0	0	1	1	0	1	1	0	2	361	318	86	269	1,034
4:00 PM	0	0	0	0	0	2	0	0	0	2	339	270	49	332	990
4:15 PM	0	1	0	0	1	0	4	0	0	4	305	273	75	467	1,120
4:30 PM	1	0	0	2	3	0	0	0	0	0	252	238	77	466	1,033
4:45 PM	0	0	0	1	1	0	0	0	0	0	202	167	75	341	785
5:00 PM	0	0	0	0	0	2	0	0	0	2	523	997	415	1,210	3,145
5:15 PM	0	1	0	0	1	0	0	0	0	0	391	432	144	699	1,666
5:30 PM	0	1	0	0	1	0	0	0	0	0	298	358	132	467	1,255
5:45 PM	0	1	0	1	2	0	1	0	0	1	307	221	75	361	964
6:00 PM	0	6	0	1	7	1	0	0	0	1	225	156	51	371	803
6:15 PM	0	1	0	0	1	0	1	0	0	1	309	146	80	312	847
6:30 PM	0	3	0	0	3	0	1	0	0	1	319	262	101	277	959
6:45 PM	1	2	0	0	3	0	0	0	0	0	245	168	36	298	747
7:00 PM	0	0	0	0	0	0	0	0	0	0	334	158	68	229	789
7:15 PM	1	1	0	0	2	0	0	0	0	0	262	161	78	175	676
Count Total	6	19	0	8	33	5	8	1	0	14	6,273	5,498	1,888	7,395	21,054
Peak Hour	2	1	0	2	5	0	0	0	0	0	1,313	948	273	913	3,447



**FRONT ST
US - 2**



Date: Sat, Dec 15, 2018
 Count Period: 2:30 PM to 7:30 PM
 Peak Hour: 6:30 PM to 7:30 PM



	HV %:	PHF
EB	2.6%	0.67
WB	1.9%	0.65
NB	1.5%	0.75
SB	0.4%	0.77
TOTAL	1.7%	0.83

Five-Hour Count Summaries

Interval Start	US - 2				US - 2				FRONT ST				CHUMSTICK HWY				15-min Total	Rolling One Hour
	Eastbound		Westbound		Northbound		Southbound		UT		LT		TH		RT			
6:30 PM	0	0	92	1	0	0	68	14	0	4	2	33	0	38	8	8	268	0
6:45 PM	0	0	48	4	0	0	43	5	0	3	12	47	0	52	5	18	237	0
7:00 PM	0	1	69	3	0	0	56	9	0	5	14	49	1	43	5	11	266	0
7:15 PM	0	4	125	1	0	2	101	20	0	2	5	29	0	25	4	12	330	1,101
Peak Hour	0	5	334	9	0	2	268	48	0	14	33	158	1	158	22	49	1,101	0

Note: For all three-hour count summary, see next page.

Interval Start	Heavy Vehicle Totals					Bicycles					Pedestrians (Crossing Leg)				
	EB	WB	NB	SB	Total	EB	WB	NB	SB	Total	East	West	North	South	Total
6:30 PM	4	2	2	0	8	0	1	0	0	1	0	168	127	64	359
6:45 PM	0	3	0	1	4	0	0	0	0	0	0	130	134	68	332
7:00 PM	1	0	1	0	2	0	0	0	0	0	8	177	112	32	329
7:15 PM	4	1	0	0	5	0	0	0	0	0	2	145	201	14	362
Peak Hour	9	6	3	1	19	0	1	0	0	1	10	620	574	178	1,382

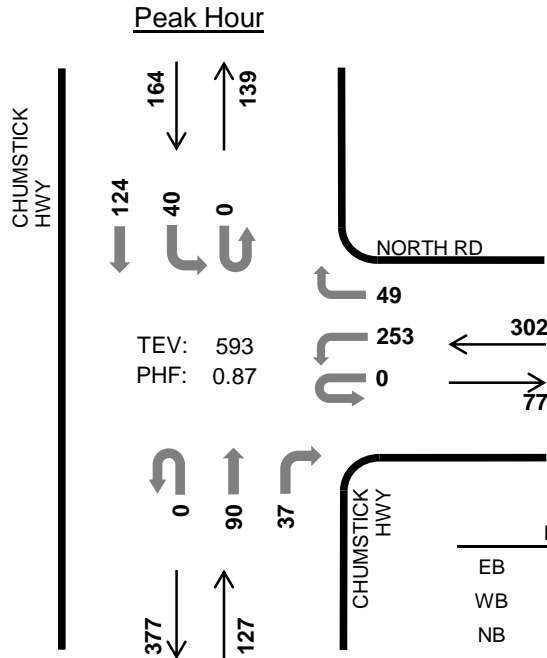
Five-Hour Count Summaries

Interval Start	US - 2				US - 2				FRONT ST				CHUMSTICK HWY				15-min Total	Rolling One Hour
	Eastbound		Westbound		Northbound		Southbound		UT	LT	TH	RT	UT	LT	TH	RT		
2:30 PM	0	0	59	3	0	0	56	20	0	4	8	27	0	25	22	7	231	0
2:45 PM	0	0	55	5	0	0	54	13	0	2	12	24	0	37	9	11	222	0
3:00 PM	0	0	64	5	0	0	63	10	0	1	9	21	0	24	11	6	214	0
3:15 PM	0	0	73	7	0	0	83	14	0	6	10	21	0	18	13	9	254	921
3:30 PM	0	0	54	9	0	0	57	14	0	3	8	8	0	31	7	13	204	894
3:45 PM	0	0	76	7	0	0	79	26	0	2	7	30	0	16	0	18	261	933
4:00 PM	0	0	24	2	0	0	25	10	0	3	15	27	0	34	14	12	166	885
4:15 PM	0	0	72	4	0	0	62	15	0	0	3	19	0	20	12	12	219	850
4:30 PM	0	1	63	1	0	0	52	11	0	2	10	21	0	28	3	26	218	864
4:45 PM	0	0	50	12	0	0	73	11	0	1	9	18	0	29	40	6	249	852
5:00 PM	0	0	60	2	0	0	62	20	0	4	9	27	0	17	17	10	228	914
5:15 PM	0	0	28	0	0	0	18	7	0	3	2	24	0	48	8	15	153	848
5:30 PM	0	1	44	0	0	1	34	12	0	17	11	73	0	38	7	9	247	877
5:45 PM	0	0	89	0	0	0	52	18	0	5	2	57	0	16	2	13	254	882
6:00 PM	0	0	54	0	0	0	39	8	0	5	12	94	0	26	5	8	251	905
6:15 PM	0	0	75	0	0	0	52	17	0	6	4	39	0	23	4	16	236	988
6:30 PM	0	0	92	1	0	0	68	14	0	4	2	33	0	38	8	8	268	1,009
6:45 PM	0	0	48	4	0	0	43	5	0	3	12	47	0	52	5	18	237	992
7:00 PM	0	1	69	3	0	0	56	9	0	5	14	49	1	43	5	11	266	1,007
7:15 PM	0	4	125	1	0	2	101	20	0	2	5	29	0	25	4	12	330	1,101
Count Total	0	7	1,274	66	0	3	1,129	274	0	78	164	688	1	588	196	240	4,708	0
Peak Hour	0	5	334	9	0	2	268	48	0	14	33	158	1	158	22	49	1,101	0

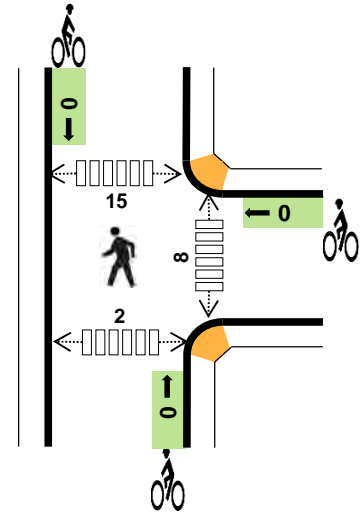
Note: Five-hour count summary volumes include heavy vehicles but exclude bicycles in overall count.

Interval Start	Heavy Vehicle Totals					Bicycles					Pedestrians (Crossing Leg)				
	EB	WB	NB	SB	Total	EB	WB	NB	SB	Total	East	West	North	South	Total
2:30 PM	1	0	0	1	2	0	0	0	0	0	0	192	123	40	355
2:45 PM	0	1	0	0	1	0	0	0	0	0	115	86	26	227	
3:00 PM	0	1	0	1	2	0	0	0	0	0	139	89	43	271	
3:15 PM	1	0	1	0	2	0	0	0	0	0	149	95	35	279	
3:30 PM	0	1	0	0	1	0	0	0	0	0	159	137	78	375	
3:45 PM	2	0	0	0	2	0	0	0	0	0	171	124	28	324	
4:00 PM	0	1	0	0	1	0	0	0	0	0	178	158	21	357	
4:15 PM	0	1	0	0	1	0	0	0	0	0	230	199	39	468	
4:30 PM	1	0	1	0	2	0	0	0	0	0	195	165	21	381	
4:45 PM	2	1	0	0	3	0	1	0	0	1	72	99	29	200	
5:00 PM	0	2	0	0	2	0	0	0	0	0	110	198	49	357	
5:15 PM	0	2	0	0	2	2	2	0	0	4	280	306	138	724	
5:30 PM	0	0	0	1	1	0	0	0	0	0	223	178	66	468	
5:45 PM	4	0	4	0	8	0	0	0	0	0	283	203	52	539	
6:00 PM	5	0	13	0	18	1	0	0	0	1	226	152	49	427	
6:15 PM	9	0	3	0	12	0	0	0	0	0	250	243	44	537	
6:30 PM	4	2	2	0	8	0	1	0	0	1	168	127	64	359	
6:45 PM	0	3	0	1	4	0	0	0	0	0	130	134	68	332	
7:00 PM	1	0	1	0	2	0	0	0	0	0	177	112	32	329	
7:15 PM	4	1	0	0	5	0	0	0	0	0	145	201	14	362	
Count Total	34	16	25	4	79	3	4	0	0	7	3,592	3,129	936	7,671	
Peak Hour	9	6	3	1	19	0	1	0	0	1	620	574	178	1,382	

CHUMSTICK HWY NORTH RD



Date: Sat, Dec 15, 2018
 Count Period: 2:30 PM to 7:30 PM
 Peak Hour: 2:45 PM to 3:45 PM



	HV %:	PHF
EB	-	-
WB	0.7%	0.85
NB	1.6%	0.68
SB	0.6%	0.87
TOTAL	0.8%	0.87

Five-Hour Count Summaries

Interval Start	0				NORTH RD				CHUMSTICK HWY				CHUMSTICK HWY				15-min Total	Rolling One Hour
	Eastbound				Westbound				Northbound				Southbound					
	UT	LT	TH	RT	UT	LT	TH	RT	UT	LT	TH	RT	UT	LT	TH	RT		
2:45 PM	0	0	0	0	0	63	0	13	0	0	34	13	0	10	37	0	170	0
3:00 PM	0	0	0	0	0	49	0	8	0	0	16	6	0	10	28	0	117	0
3:15 PM	0	0	0	0	0	78	0	11	0	0	19	11	0	8	28	0	155	0
3:30 PM	0	0	0	0	0	63	0	17	0	0	21	7	0	12	31	0	151	593
Peak Hour	0	0	0	0	0	253	0	49	0	0	90	37	0	40	124	0	593	0

Note: For all three-hour count summary, see next page.

Interval Start	Heavy Vehicle Totals					Bicycles					Pedestrians (Crossing Leg)				
	EB	WB	NB	SB	Total	EB	WB	NB	SB	Total	East	West	North	South	Total
2:45 PM	0	2	2	1	5	0	0	0	0	0	7	27	15	0	49
3:00 PM	0	0	0	0	0	0	0	0	0	0	0	4	0	0	4
3:15 PM	0	0	0	0	0	0	0	0	0	0	0	1	0	0	1
3:30 PM	0	0	0	0	0	0	0	0	0	0	1	3	0	2	6
Peak Hour	0	2	2	1	5	0	0	0	0	0	8	35	15	2	60

Five-Hour Count Summaries

Interval Start	0				NORTH RD				CHUMSTICK HWY				CHUMSTICK HWY				15-min Total	Rolling One Hour
	Eastbound				Westbound				Northbound				Southbound					
	UT	LT	TH	RT	UT	LT	TH	RT	UT	LT	TH	RT	UT	LT	TH	RT		
2:30 PM	0	0	0	0	0	66	0	9	0	0	19	8	0	3	26	0	131	0
2:45 PM	0	0	0	0	0	63	0	13	0	0	34	13	0	10	37	0	170	0
3:00 PM	0	0	0	0	0	49	0	8	0	0	16	6	0	10	28	0	117	0
3:15 PM	0	0	0	0	0	78	0	11	0	0	19	11	0	8	28	0	155	573
3:30 PM	0	0	0	0	0	63	0	17	0	0	21	7	0	12	31	0	151	593
3:45 PM	0	0	0	0	0	48	0	11	0	0	24	9	0	5	33	0	130	553
4:00 PM	0	0	0	0	0	68	0	16	0	0	15	9	0	10	33	0	151	587
4:15 PM	0	0	0	0	0	48	0	12	0	0	20	9	0	6	22	0	117	549
4:30 PM	0	0	0	0	0	38	0	6	0	0	17	19	0	7	38	0	125	523
4:45 PM	0	0	0	0	0	82	0	5	0	0	16	18	0	8	15	0	144	537
5:00 PM	0	0	0	0	1	101	0	17	0	0	16	7	0	5	15	0	162	548
5:15 PM	0	0	0	0	0	45	0	10	0	0	26	38	0	9	8	0	136	567
5:30 PM	0	0	0	0	0	32	0	11	0	0	33	21	0	7	10	0	114	556
5:45 PM	0	0	0	0	0	51	0	20	0	0	20	15	1	5	10	0	122	534
6:00 PM	0	0	0	0	0	46	0	26	0	0	21	12	1	9	4	0	119	491
6:15 PM	0	0	0	0	0	54	0	24	0	0	21	20	0	2	2	0	123	478
6:30 PM	0	0	0	0	0	55	0	21	0	0	18	16	0	4	8	0	122	486
6:45 PM	0	0	0	0	0	60	0	11	0	0	23	26	0	1	12	0	133	497
7:00 PM	0	0	0	0	0	58	0	15	0	0	24	21	0	2	10	0	130	508
7:15 PM	0	0	0	0	1	21	0	8	0	0	37	20	0	8	8	0	103	488
Count Total	0	0	0	0	2	1,126	0	271	0	0	440	305	2	131	378	0	2,655	0
Peak Hour	0	0	0	0	0	253	0	49	0	0	90	37	0	40	124	0	593	0

Note: Five-hour count summary volumes include heavy vehicles but exclude bicycles in overall count.

Interval Start	Heavy Vehicle Totals					Bicycles					Pedestrians (Crossing Leg)				
	EB	WB	NB	SB	Total	EB	WB	NB	SB	Total	East	West	North	South	Total
2:30 PM	0	0	0	0	0	0	0	0	0	0	2	14	5	1	22
2:45 PM	0	2	2	1	5	0	0	0	0	0	7	27	15	0	49
3:00 PM	0	0	0	0	0	0	0	0	0	0	0	4	0	0	4
3:15 PM	0	0	0	0	0	0	0	0	0	0	0	1	0	0	1
3:30 PM	0	0	0	0	0	0	0	0	0	0	1	3	0	2	6
3:45 PM	0	0	0	0	0	0	0	0	0	0	0	13	2	0	15
4:00 PM	0	0	0	0	0	0	0	0	0	0	0	8	3	1	12
4:15 PM	0	0	0	0	0	0	0	0	0	0	5	1	0	0	6
4:30 PM	0	0	0	0	0	0	0	0	0	0	4	3	3	0	10
4:45 PM	0	0	0	0	0	0	0	0	0	0	0	1	0	1	2
5:00 PM	0	0	0	0	0	0	0	0	0	0	0	0	0	0	0
5:15 PM	0	1	0	0	1	0	0	0	0	0	0	0	7	0	7
5:30 PM	0	0	0	0	0	0	0	0	0	0	0	8	2	0	10
5:45 PM	0	1	0	0	1	0	0	0	0	0	5	7	8	0	20
6:00 PM	0	0	0	0	0	0	0	0	0	0	0	0	0	0	0
6:15 PM	0	1	0	0	1	0	0	0	0	0	5	3	2	0	10
6:30 PM	0	0	0	0	0	0	0	0	0	0	0	0	0	0	0
6:45 PM	0	1	0	0	1	0	0	0	0	0	0	0	0	0	0
7:00 PM	0	0	0	0	0	0	0	0	0	0	6	7	0	5	18
7:15 PM	0	0	0	1	1	0	0	0	0	0	0	2	0	4	6
Count Total	0	6	2	2	10	0	0	0	0	0	35	102	47	14	198
Peak Hr	0	2	2	1	5	0	0	0	0	0	8	35	15	2	60



Chelan-Douglas Transportation Council
11 Spokane St
#301

Wenatchee, Washington, United States 98801
509.663.9059 riley@chelan-douglas.org

Count Name: 9th Street
Site Code:
Start Date: 08/16/2019
Page No: 1

Turning Movement Data

Start Time	Southbound St. Southbound						Westbound St. Westbound						Northbound St. Northbound						Eastbound St. Eastbound						Int. Total
	Right	Thru	Left	U-Turn	Peds	App. Total	Right	Thru	Left	U-Turn	Peds	App. Total	Right	Thru	Left	U-Turn	Peds	App. Total	Right	Thru	Left	U-Turn	Peds	App. Total	
2:00 PM	6	0	15	0	15	21	11	121	15	0	11	147	17	2	29	0	10	48	9	127	2	0	37	138	354
2:15 PM	11	2	29	0	6	42	4	118	6	0	21	128	16	1	13	0	6	30	5	133	3	0	31	141	341
2:30 PM	9	2	16	0	7	27	9	135	14	0	21	158	17	5	26	0	9	48	7	135	1	0	21	143	376
2:45 PM	8	6	26	0	9	40	9	113	14	0	22	136	34	2	12	0	18	48	7	119	5	0	37	131	355
Hourly Total	34	10	86	0	37	130	33	487	49	0	75	569	84	10	80	0	43	174	28	514	11	0	126	553	1426
3:00 PM	11	7	22	0	10	40	8	130	11	0	25	149	24	5	22	0	25	51	5	135	3	0	26	143	383
3:15 PM	12	4	22	0	10	38	5	134	11	0	21	150	12	4	15	0	12	31	2	117	3	0	29	122	341
3:30 PM	17	3	21	0	9	41	11	129	19	0	31	159	23	7	24	0	10	54	6	124	2	0	18	132	386
3:45 PM	12	4	26	0	15	42	6	119	14	0	33	139	23	4	24	0	24	51	4	110	3	0	35	117	349
Hourly Total	52	18	91	0	44	161	30	512	55	0	110	597	82	20	85	0	71	187	17	486	11	0	108	514	1459
4:00 PM	9	5	22	0	9	36	7	118	10	0	19	135	25	5	15	0	20	45	5	123	3	0	36	131	347
4:15 PM	15	7	14	0	7	36	8	126	9	0	20	143	18	3	19	0	6	40	6	107	3	0	20	116	335
4:30 PM	16	8	18	0	9	42	16	111	15	0	31	142	18	4	25	0	3	47	0	102	4	0	27	106	337
4:45 PM	17	3	15	0	16	35	9	125	15	0	29	149	20	3	10	0	14	33	3	133	5	0	41	141	358
Hourly Total	57	23	69	0	41	149	40	480	49	0	99	569	81	15	69	0	43	165	14	465	15	0	124	494	1377
*** BREAK ***	-	-	-	-	-	-	-	-	-	-	-	-	-	-	-	-	-	-	-	-	-	-	-	-	-
11:00 AM	12	4	23	0	3	39	9	129	11	0	13	149	21	1	18	0	8	40	8	125	12	0	14	145	373
11:15 AM	6	5	31	0	3	42	4	133	16	0	36	153	17	4	14	0	21	35	9	115	6	0	18	130	360
11:30 AM	16	1	10	0	3	27	10	133	25	0	27	168	12	11	17	0	19	40	6	112	9	0	15	127	362
11:45 AM	11	6	22	0	6	39	7	141	15	0	30	163	23	2	21	0	9	46	7	126	5	0	16	138	386
Hourly Total	45	16	86	0	15	147	30	536	67	0	106	633	73	18	70	0	57	161	30	478	32	0	63	540	1481
12:00 PM	15	0	28	0	4	43	7	121	17	0	29	145	24	2	24	0	3	50	9	102	7	0	21	118	356
12:15 PM	22	1	25	0	12	48	7	126	22	0	49	155	21	1	18	0	11	40	6	117	1	0	49	124	367
12:30 PM	11	2	29	0	17	42	8	120	10	0	36	138	12	5	26	0	25	43	8	123	9	0	59	140	363
12:45 PM	11	4	19	0	15	34	8	108	11	0	43	127	29	4	25	0	10	58	4	115	6	0	50	125	344
Hourly Total	59	7	101	0	48	167	30	475	60	0	157	565	86	12	93	0	49	191	27	457	23	0	179	507	1430
1:00 PM	15	6	25	0	15	46	6	106	6	0	69	118	14	9	33	0	25	56	11	111	8	0	58	130	350
1:15 PM	14	2	17	0	19	33	4	108	17	0	73	129	20	10	22	0	23	52	14	102	10	0	44	126	340
1:30 PM	15	5	18	0	21	38	5	132	11	0	49	148	25	5	28	0	20	58	11	117	13	0	53	141	385
1:45 PM	15	5	9	0	15	29	8	118	19	0	54	145	24	3	26	0	27	53	11	104	4	0	40	119	346
Hourly Total	59	18	69	0	70	146	23	464	53	0	245	540	83	27	109	0	95	219	47	434	35	0	195	516	1421
2:00 PM	0	0	0	0	0	0	0	0	0	0	0	0	2	0	0	0	0	2	0	0	0	0	0	0	2
Grand Total	306	92	502	0	255	900	186	2954	333	0	792	3473	491	102	506	0	358	1099	163	2834	127	0	795	3124	8596
Approach %	34.0	10.2	55.8	0.0	-	-	5.4	85.1	9.6	0.0	-	-	44.7	9.3	46.0	0.0	-	-	5.2	90.7	4.1	0.0	-	-	-
Total %	3.6	1.1	5.8	0.0	-	10.5	2.2	34.4	3.9	0.0	-	40.4	5.7	1.2	5.9	0.0	-	12.8	1.9	33.0	1.5	0.0	-	36.3	-

Lights	302	91	496	0	-	889	183	2898	329	0	-	3410	485	101	504	0	-	1090	162	2764	127	0	-	3053	8442
% Lights	98.7	98.9	98.8	-	-	98.8	98.4	98.1	98.8	-	-	98.2	98.8	99.0	99.6	-	-	99.2	99.4	97.5	100.0	-	-	97.7	98.2
Mediums	4	1	6	0	-	11	3	48	4	0	-	55	6	1	0	0	-	7	1	61	0	0	-	62	135
% Mediums	1.3	1.1	1.2	-	-	1.2	1.6	1.6	1.2	-	-	1.6	1.2	1.0	0.0	-	-	0.6	0.6	2.2	0.0	-	-	2.0	1.6
Articulated Trucks	0	0	0	0	-	0	0	8	0	0	-	8	0	0	2	0	-	2	0	9	0	0	-	9	19
% Articulated Trucks	0.0	0.0	0.0	-	-	0.0	0.0	0.3	0.0	-	-	0.2	0.0	0.0	0.4	-	-	0.2	0.0	0.3	0.0	-	-	0.3	0.2
Bicycles on Crosswalk	-	-	-	-	11	-	-	-	-	-	14	-	-	-	-	-	12	-	-	-	-	-	15	-	-
% Bicycles on Crosswalk	-	-	-	-	4.3	-	-	-	-	-	1.8	-	-	-	-	-	3.4	-	-	-	-	-	1.9	-	-
Pedestrians	-	-	-	-	244	-	-	-	-	-	778	-	-	-	-	-	346	-	-	-	-	-	780	-	-
% Pedestrians	-	-	-	-	95.7	-	-	-	-	-	98.2	-	-	-	-	-	96.6	-	-	-	-	-	98.1	-	-



Chelan-Douglas Transportation Council
11 Spokane St
#301

Wenatchee, Washington, United States 98801
509.663.9059 riley@chelan-douglas.org

Count Name: 9th Street
Site Code:
Start Date: 08/16/2019
Page No: 4

Turning Movement Peak Hour Data (2:45 PM)

Start Time	Southbound St. Southbound						Westbound St. Westbound						Northbound St. Northbound						Eastbound St. Eastbound						Int. Total
	Right	Thru	Left	U-Turn	Peds	App. Total	Right	Thru	Left	U-Turn	Peds	App. Total	Right	Thru	Left	U-Turn	Peds	App. Total	Right	Thru	Left	U-Turn	Peds	App. Total	
2:45 PM	8	6	26	0	9	40	9	113	14	0	22	136	34	2	12	0	18	48	7	119	5	0	37	131	355
3:00 PM	11	7	22	0	10	40	8	130	11	0	25	149	24	5	22	0	25	51	5	135	3	0	26	143	383
3:15 PM	12	4	22	0	10	38	5	134	11	0	21	150	12	4	15	0	12	31	2	117	3	0	29	122	341
3:30 PM	17	3	21	0	9	41	11	129	19	0	31	159	23	7	24	0	10	54	6	124	2	0	18	132	386
Total	48	20	91	0	38	159	33	506	55	0	99	594	93	18	73	0	65	184	20	495	13	0	110	528	1465
Approach %	30.2	12.6	57.2	0.0	-	-	5.6	85.2	9.3	0.0	-	-	50.5	9.8	39.7	0.0	-	-	3.8	93.8	2.5	0.0	-	-	-
Total %	3.3	1.4	6.2	0.0	-	10.9	2.3	34.5	3.8	0.0	-	40.5	6.3	1.2	5.0	0.0	-	12.6	1.4	33.8	0.9	0.0	-	36.0	-
PHF	0.706	0.714	0.875	0.000	-	0.970	0.750	0.944	0.724	0.000	-	0.934	0.684	0.643	0.760	0.000	-	0.852	0.714	0.917	0.650	0.000	-	0.923	0.949
Lights	48	19	88	0	-	155	33	498	54	0	-	585	91	18	72	0	-	181	20	484	13	0	-	517	1438
% Lights	100.0	95.0	96.7	-	-	97.5	100.0	98.4	98.2	-	-	98.5	97.8	100.0	98.6	-	-	98.4	100.0	97.8	100.0	-	-	97.9	98.2
Mediums	0	1	3	0	-	4	0	7	1	0	-	8	2	0	0	0	-	2	0	10	0	0	-	10	24
% Mediums	0.0	5.0	3.3	-	-	2.5	0.0	1.4	1.8	-	-	1.3	2.2	0.0	0.0	-	-	1.1	0.0	2.0	0.0	-	-	1.9	1.6
Articulated Trucks	0	0	0	0	-	0	0	1	0	0	-	1	0	0	1	0	-	1	0	1	0	0	-	1	3
% Articulated Trucks	0.0	0.0	0.0	-	-	0.0	0.0	0.2	0.0	-	-	0.2	0.0	0.0	1.4	-	-	0.5	0.0	0.2	0.0	-	-	0.2	0.2
Bicycles on Crosswalk	-	-	-	-	2	-	-	-	-	-	2	-	-	-	-	-	0	-	-	-	-	-	0	-	-
% Bicycles on Crosswalk	-	-	-	-	5.3	-	-	-	-	-	2.0	-	-	-	-	-	0.0	-	-	-	-	-	0.0	-	-
Pedestrians	-	-	-	-	36	-	-	-	-	-	97	-	-	-	-	-	65	-	-	-	-	-	110	-	-
% Pedestrians	-	-	-	-	94.7	-	-	-	-	-	98.0	-	-	-	-	-	100.0	-	-	-	-	-	100.0	-	-



Chelan-Douglas Transportation Council
 11 Spokane St
 #301
 Wenatchee, Washington, United States 98801
 509.663.9059 riley@chelan-douglas.org

Count Name: 9th Street
 Site Code:
 Start Date: 08/16/2019
 Page No: 6

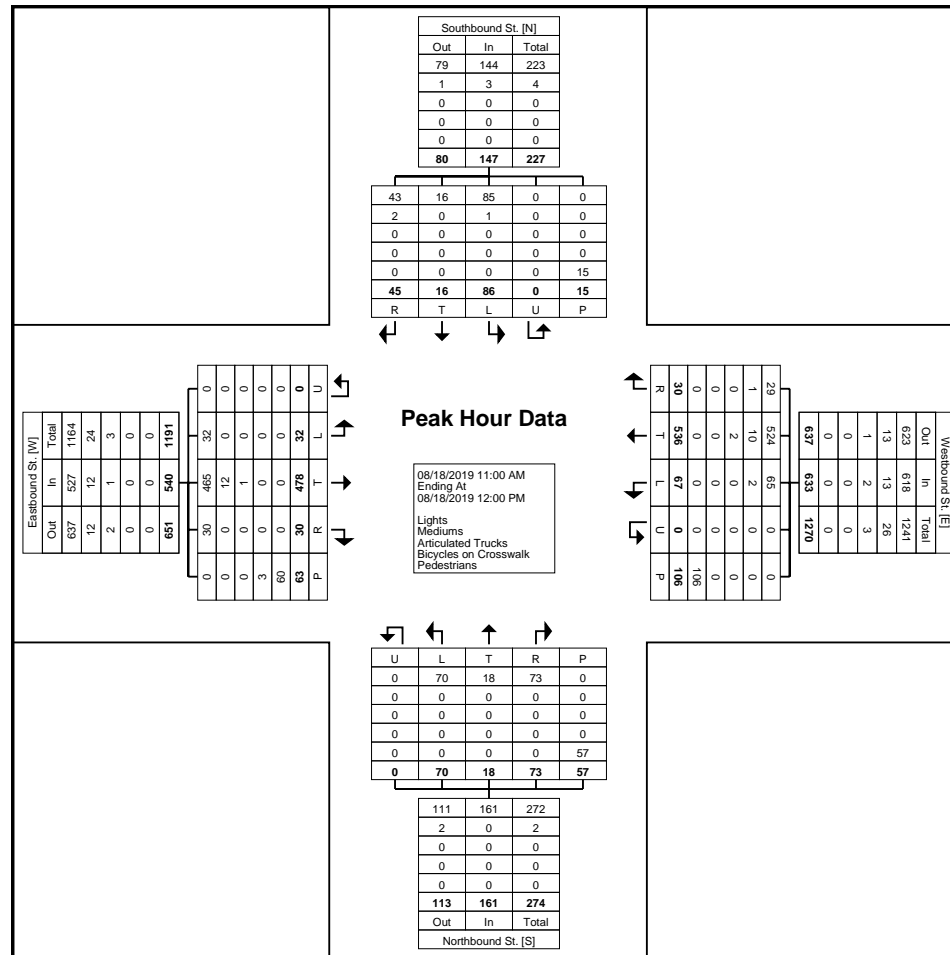
Turning Movement Peak Hour Data (11:00 AM)

Start Time	Southbound St. Southbound						Westbound St. Westbound						Northbound St. Northbound						Eastbound St. Eastbound						Int. Total
	Right	Thru	Left	U-Turn	Peds	App. Total	Right	Thru	Left	U-Turn	Peds	App. Total	Right	Thru	Left	U-Turn	Peds	App. Total	Right	Thru	Left	U-Turn	Peds	App. Total	
11:00 AM	12	4	23	0	3	39	9	129	11	0	13	149	21	1	18	0	8	40	8	125	12	0	14	145	373
11:15 AM	6	5	31	0	3	42	4	133	16	0	36	153	17	4	14	0	21	35	9	115	6	0	18	130	360
11:30 AM	16	1	10	0	3	27	10	133	25	0	27	168	12	11	17	0	19	40	6	112	9	0	15	127	362
11:45 AM	11	6	22	0	6	39	7	141	15	0	30	163	23	2	21	0	9	46	7	126	5	0	16	138	386
Total	45	16	86	0	15	147	30	536	67	0	106	633	73	18	70	0	57	161	30	478	32	0	63	540	1481
Approach %	30.6	10.9	58.5	0.0	-	-	4.7	84.7	10.6	0.0	-	-	45.3	11.2	43.5	0.0	-	-	5.6	88.5	5.9	0.0	-	-	-
Total %	3.0	1.1	5.8	0.0	-	9.9	2.0	36.2	4.5	0.0	-	42.7	4.9	1.2	4.7	0.0	-	10.9	2.0	32.3	2.2	0.0	-	36.5	-
PHF	0.703	0.667	0.694	0.000	-	0.875	0.750	0.950	0.670	0.000	-	0.942	0.793	0.409	0.833	0.000	-	0.875	0.833	0.948	0.667	0.000	-	0.931	0.959
Lights	43	16	85	0	-	144	29	524	65	0	-	618	73	18	70	0	-	161	30	465	32	0	-	527	1450
% Lights	95.6	100.0	98.8	-	-	98.0	96.7	97.8	97.0	-	-	97.6	100.0	100.0	100.0	-	-	100.0	100.0	97.3	100.0	-	-	97.6	97.9
Mediums	2	0	1	0	-	3	1	10	2	0	-	13	0	0	0	0	-	0	0	12	0	0	-	12	28
% Mediums	4.4	0.0	1.2	-	-	2.0	3.3	1.9	3.0	-	-	2.1	0.0	0.0	0.0	-	-	0.0	0.0	2.5	0.0	-	-	2.2	1.9
Articulated Trucks	0	0	0	0	-	0	0	2	0	0	-	2	0	0	0	0	-	0	0	1	0	0	-	1	3
% Articulated Trucks	0.0	0.0	0.0	-	-	0.0	0.0	0.4	0.0	-	-	0.3	0.0	0.0	0.0	-	-	0.0	0.0	0.2	0.0	-	-	0.2	0.2
Bicycles on Crosswalk	-	-	-	-	0	-	-	-	-	-	0	-	-	-	-	-	0	-	-	-	-	-	3	-	-
% Bicycles on Crosswalk	-	-	-	-	0.0	-	-	-	-	-	0.0	-	-	-	-	-	0.0	-	-	-	-	-	4.8	-	-
Pedestrians	-	-	-	-	15	-	-	-	-	-	106	-	-	-	-	-	57	-	-	-	-	-	60	-	-
% Pedestrians	-	-	-	-	100.0	-	-	-	-	-	100.0	-	-	-	-	-	100.0	-	-	-	-	-	95.2	-	-



Chelan-Douglas Transportation Council
 11 Spokane St
 #301
 Wenatchee, Washington, United States 98801
 509.663.9059 riley@chelan-douglas.org

Count Name: 9th Street
 Site Code:
 Start Date: 08/16/2019
 Page No: 7



Turning Movement Peak Hour Data Plot (11:00 AM)



Chelan-Douglas Transportation Council
 11 Spokane St
 #301
 Wenatchee, Washington, United States 98801
 509.663.9059 riley@chelan-douglas.org

Count Name: 9th Street
 Site Code:
 Start Date: 08/16/2019
 Page No: 8

Turning Movement Peak Hour Data (12:00 PM)

Start Time	Southbound St. Southbound						Westbound St. Westbound						Northbound St. Northbound						Eastbound St. Eastbound						Int. Total
	Right	Thru	Left	U-Turn	Peds	App. Total	Right	Thru	Left	U-Turn	Peds	App. Total	Right	Thru	Left	U-Turn	Peds	App. Total	Right	Thru	Left	U-Turn	Peds	App. Total	
12:00 PM	15	0	28	0	4	43	7	121	17	0	29	145	24	2	24	0	3	50	9	102	7	0	21	118	356
12:15 PM	22	1	25	0	12	48	7	126	22	0	49	155	21	1	18	0	11	40	6	117	1	0	49	124	367
12:30 PM	11	2	29	0	17	42	8	120	10	0	36	138	12	5	26	0	25	43	8	123	9	0	59	140	363
12:45 PM	11	4	19	0	15	34	8	108	11	0	43	127	29	4	25	0	10	58	4	115	6	0	50	125	344
Total	59	7	101	0	48	167	30	475	60	0	157	565	86	12	93	0	49	191	27	457	23	0	179	507	1430
Approach %	35.3	4.2	60.5	0.0	-	-	5.3	84.1	10.6	0.0	-	-	45.0	6.3	48.7	0.0	-	-	5.3	90.1	4.5	0.0	-	-	-
Total %	4.1	0.5	7.1	0.0	-	11.7	2.1	33.2	4.2	0.0	-	39.5	6.0	0.8	6.5	0.0	-	13.4	1.9	32.0	1.6	0.0	-	35.5	-
PHF	0.670	0.438	0.871	0.000	-	0.870	0.938	0.942	0.682	0.000	-	0.911	0.741	0.600	0.894	0.000	-	0.823	0.750	0.929	0.639	0.000	-	0.905	0.974
Lights	58	7	100	0	-	165	29	469	60	0	-	558	86	12	93	0	-	191	27	442	23	0	-	492	1406
% Lights	98.3	100.0	99.0	-	-	98.8	96.7	98.7	100.0	-	-	98.8	100.0	100.0	100.0	-	-	100.0	100.0	96.7	100.0	-	-	97.0	98.3
Mediums	1	0	1	0	-	2	1	6	0	0	-	7	0	0	0	0	-	0	0	14	0	0	-	14	23
% Mediums	1.7	0.0	1.0	-	-	1.2	3.3	1.3	0.0	-	-	1.2	0.0	0.0	0.0	-	-	0.0	0.0	3.1	0.0	-	-	2.8	1.6
Articulated Trucks	0	0	0	0	-	0	0	0	0	0	-	0	0	0	0	0	-	0	0	1	0	0	-	1	1
% Articulated Trucks	0.0	0.0	0.0	-	-	0.0	0.0	0.0	0.0	-	-	0.0	0.0	0.0	0.0	-	-	0.0	0.0	0.2	0.0	-	-	0.2	0.1
Bicycles on Crosswalk	-	-	-	-	2	-	-	-	-	-	1	-	-	-	-	-	0	-	-	-	-	-	0	-	-
% Bicycles on Crosswalk	-	-	-	-	4.2	-	-	-	-	-	0.6	-	-	-	-	-	0.0	-	-	-	-	-	0.0	-	-
Pedestrians	-	-	-	-	46	-	-	-	-	-	156	-	-	-	-	-	49	-	-	-	-	-	179	-	-
% Pedestrians	-	-	-	-	95.8	-	-	-	-	-	99.4	-	-	-	-	-	100.0	-	-	-	-	-	100.0	-	-



Chelan-Douglas Transportation Council
11 Spokane St
#301
Wenatchee, Washington, United States 98801
509.663.9059 riley@chelan-douglas.org

Count Name: 9th Street
Site Code:
Start Date: 08/16/2019
Page No: 10



Chelan-Douglas Transportation Council
11 Spokane St
#301

Wenatchee, Washington, United States 98801
509.663.9059 riley@chelan-douglas.org

Count Name: Chumstick/US-2
Site Code:
Start Date: 08/16/2019
Page No: 1

Turning Movement Data

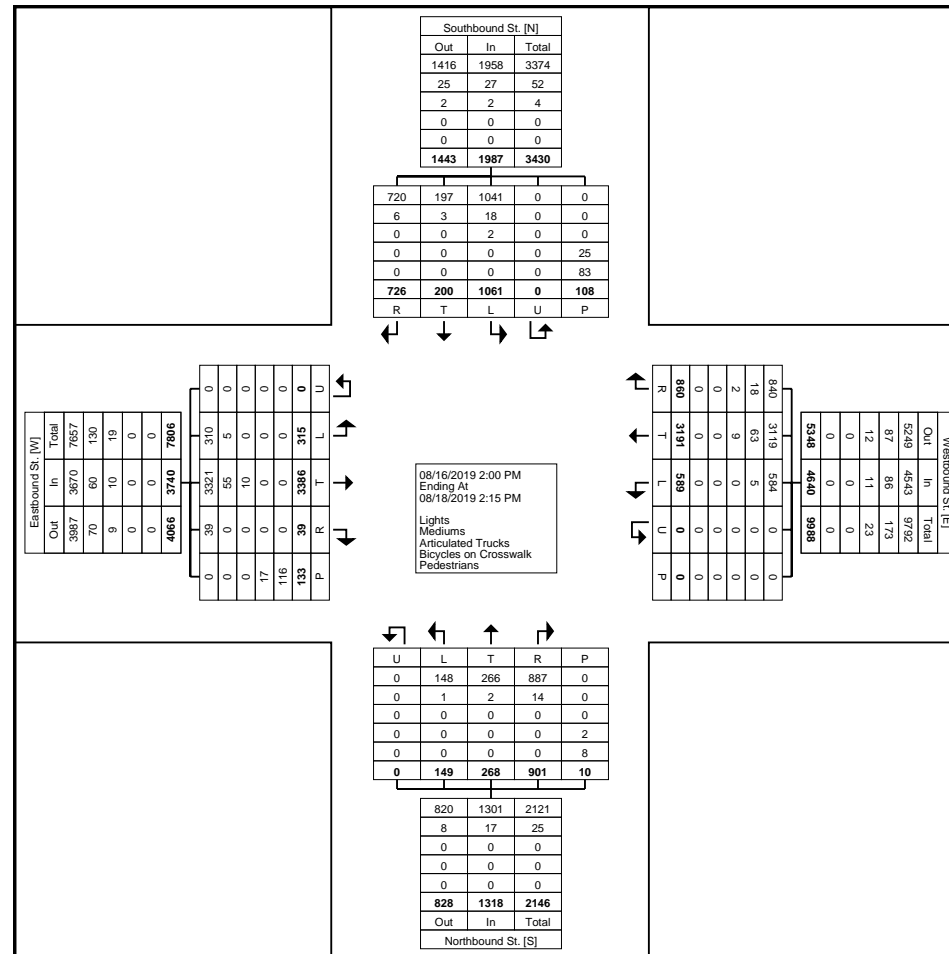
Start Time	Southbound St. Southbound						Westbound St. Westbound						Northbound St. Northbound						Eastbound St. Eastbound						Int. Total
	Right	Thru	Left	U-Turn	Peds	App. Total	Right	Thru	Left	U-Turn	Peds	App. Total	Right	Thru	Left	U-Turn	Peds	App. Total	Right	Thru	Left	U-Turn	Peds	App. Total	
2:00 PM	20	4	33	0	2	57	40	135	14	0	0	189	41	15	4	0	0	60	2	153	12	0	0	167	473
2:15 PM	23	3	49	0	2	75	41	146	25	0	0	212	37	7	8	0	0	52	1	149	11	0	14	161	500
2:30 PM	19	5	32	0	1	56	40	117	26	0	0	183	31	13	7	0	0	51	3	147	17	0	6	167	457
2:45 PM	31	7	54	0	2	92	32	116	22	0	0	170	38	13	7	0	2	58	2	153	17	0	2	172	492
Hourly Total	93	19	168	0	7	280	153	514	87	0	0	754	147	48	26	0	2	221	8	602	57	0	22	667	1922
3:00 PM	28	7	34	0	4	69	33	145	17	0	0	195	47	17	9	0	0	73	1	159	14	0	6	174	511
3:15 PM	23	6	49	0	1	78	55	144	21	0	0	220	50	15	6	0	4	71	2	153	20	0	2	175	544
3:30 PM	27	8	37	0	6	72	45	151	26	0	0	222	49	9	7	0	0	65	0	135	11	0	4	146	505
3:45 PM	23	6	54	0	3	83	40	133	22	0	0	195	57	14	7	0	0	78	0	146	15	0	3	161	517
Hourly Total	101	27	174	0	14	302	173	573	86	0	0	832	203	55	29	0	4	287	3	593	60	0	15	656	2077
4:00 PM	33	8	48	0	2	89	58	131	17	0	0	206	44	14	6	0	0	64	1	149	12	0	2	162	521
4:15 PM	12	7	46	0	14	65	52	131	35	0	0	218	62	12	6	0	0	80	0	133	15	0	7	148	511
4:30 PM	23	5	45	0	4	73	62	130	25	0	0	217	58	13	3	0	0	74	0	136	14	0	3	150	514
4:45 PM	20	7	39	0	3	66	47	143	26	0	0	216	40	13	5	0	1	58	0	150	10	0	4	160	500
Hourly Total	88	27	178	0	23	293	219	535	103	0	0	857	204	52	20	0	1	276	1	568	51	0	16	620	2046
5:00 PM	0	0	0	0	0	0	0	0	1	0	0	1	0	0	0	0	0	0	0	0	0	0	0	0	1
*** BREAK ***	-	-	-	-	-	-	-	-	-	-	-	-	-	-	-	-	-	-	-	-	-	-	-	-	-
Hourly Total	0	0	0	0	0	0	0	0	1	0	0	1	0	0	0	0	0	0	0	0	0	0	0	0	1
11:00 AM	42	5	52	0	2	99	27	148	11	0	0	186	23	4	4	0	1	31	1	107	19	0	3	127	443
11:15 AM	42	7	58	0	2	107	30	155	23	0	0	208	16	8	3	0	1	27	1	152	11	0	5	164	506
11:30 AM	45	12	45	0	8	102	38	131	31	0	0	200	21	10	7	0	0	38	3	131	12	0	13	146	486
11:45 AM	43	13	36	0	4	92	23	158	22	0	0	203	20	11	4	0	0	35	4	144	8	0	1	156	486
Hourly Total	172	37	191	0	16	400	118	592	87	0	0	797	80	33	18	0	2	131	9	534	50	0	22	593	1921
12:00 PM	34	13	53	0	8	100	19	127	28	0	0	174	28	14	5	0	0	47	1	132	11	0	6	144	465
12:15 PM	43	7	51	0	13	101	25	133	15	0	0	173	42	8	4	0	0	54	2	150	11	0	12	163	491
12:30 PM	38	12	55	0	9	105	20	135	36	0	0	191	30	9	6	0	0	45	4	133	10	0	7	147	488
12:45 PM	38	20	40	0	0	98	26	95	36	0	0	157	30	9	9	0	0	48	3	126	6	0	2	135	438
Hourly Total	153	52	199	0	30	404	90	490	115	0	0	695	130	40	24	0	0	194	10	541	38	0	27	589	1882
1:00 PM	31	7	38	0	1	76	21	118	21	0	0	160	28	9	6	0	1	43	2	144	10	0	9	156	435
1:15 PM	33	15	28	0	0	76	33	108	33	0	0	174	36	10	11	0	0	57	1	130	13	0	7	144	451
1:30 PM	30	11	48	0	7	89	22	123	18	0	0	163	26	13	7	0	0	46	4	141	19	0	11	164	462
1:45 PM	25	5	37	0	10	67	31	138	38	0	0	207	46	8	8	0	0	62	1	133	17	0	4	151	487
Hourly Total	119	38	151	0	18	308	107	487	110	0	0	704	136	40	32	0	1	208	8	548	59	0	31	615	1835
2:00 PM	0	0	0	0	0	0	0	0	0	0	0	0	1	0	0	0	0	1	0	0	0	0	0	0	1
Grand Total	726	200	1061	0	108	1987	860	3191	589	0	0	4640	901	268	149	0	10	1318	39	3386	315	0	133	3740	11685

Approach %	36.5	10.1	53.4	0.0	-	-	18.5	68.8	12.7	0.0	-	-	68.4	20.3	11.3	0.0	-	-	1.0	90.5	8.4	0.0	-	-	-
Total %	6.2	1.7	9.1	0.0	-	17.0	7.4	27.3	5.0	0.0	-	39.7	7.7	2.3	1.3	0.0	-	11.3	0.3	29.0	2.7	0.0	-	32.0	-
Lights	720	197	1041	0	-	1958	840	3119	584	0	-	4543	887	266	148	0	-	1301	39	3321	310	0	-	3670	11472
% Lights	99.2	98.5	98.1	-	-	98.5	97.7	97.7	99.2	-	-	97.9	98.4	99.3	99.3	-	-	98.7	100.0	98.1	98.4	-	-	98.1	98.2
Mediums	6	3	18	0	-	27	18	63	5	0	-	86	14	2	1	0	-	17	0	55	5	0	-	60	190
% Mediums	0.8	1.5	1.7	-	-	1.4	2.1	2.0	0.8	-	-	1.9	1.6	0.7	0.7	-	-	1.3	0.0	1.6	1.6	-	-	1.6	1.6
Articulated Trucks	0	0	2	0	-	2	2	9	0	0	-	11	0	0	0	0	-	0	0	10	0	0	-	10	23
% Articulated Trucks	0.0	0.0	0.2	-	-	0.1	0.2	0.3	0.0	-	-	0.2	0.0	0.0	0.0	-	-	0.0	0.0	0.3	0.0	-	-	0.3	0.2
Bicycles on Crosswalk	-	-	-	-	25	-	-	-	-	0	-	-	-	-	-	-	2	-	-	-	-	-	17	-	-
% Bicycles on Crosswalk	-	-	-	-	23.1	-	-	-	-	-	-	-	-	-	-	-	20.0	-	-	-	-	-	12.8	-	-
Pedestrians	-	-	-	-	83	-	-	-	-	0	-	-	-	-	-	-	8	-	-	-	-	-	116	-	-
% Pedestrians	-	-	-	-	76.9	-	-	-	-	-	-	-	-	-	-	-	80.0	-	-	-	-	-	87.2	-	-



Chelan-Douglas Transportation Council
 11 Spokane St
 #301
 Wenatchee, Washington, United States 98801
 509.663.9059 riley@chelan-douglas.org

Count Name: Chumstick/US-2
 Site Code:
 Start Date: 08/16/2019
 Page No: 3



Turning Movement Data Plot



Chelan-Douglas Transportation Council
11 Spokane St
#301

Wenatchee, Washington, United States 98801
509.663.9059 riley@chelan-douglas.org

Count Name: Chumstick/US-2
Site Code:
Start Date: 08/16/2019
Page No: 4

Turning Movement Peak Hour Data (3:15 PM)

Start Time	Southbound St. Southbound						Westbound St. Westbound						Northbound St. Northbound						Eastbound St. Eastbound						Int. Total	
	Right	Thru	Left	U-Turn	Peds	App. Total	Right	Thru	Left	U-Turn	Peds	App. Total	Right	Thru	Left	U-Turn	Peds	App. Total	Right	Thru	Left	U-Turn	Peds	App. Total		
3:15 PM	23	6	49	0	1	78	55	144	21	0	0	220	50	15	6	0	4	71	2	153	20	0	2	175	544	
3:30 PM	27	8	37	0	6	72	45	151	26	0	0	222	49	9	7	0	0	65	0	135	11	0	4	146	505	
3:45 PM	23	6	54	0	3	83	40	133	22	0	0	195	57	14	7	0	0	78	0	146	15	0	3	161	517	
4:00 PM	33	8	48	0	2	89	58	131	17	0	0	206	44	14	6	0	0	64	1	149	12	0	2	162	521	
Total	106	28	188	0	12	322	198	559	86	0	0	843	200	52	26	0	4	278	3	583	58	0	11	644	2087	
Approach %	32.9	8.7	58.4	0.0	-	-	23.5	66.3	10.2	0.0	-	-	71.9	18.7	9.4	0.0	-	-	0.5	90.5	9.0	0.0	-	-	-	
Total %	5.1	1.3	9.0	0.0	-	15.4	9.5	26.8	4.1	0.0	-	40.4	9.6	2.5	1.2	0.0	-	13.3	0.1	27.9	2.8	0.0	-	30.9	-	
PHF	0.803	0.875	0.870	0.000	-	0.904	0.853	0.925	0.827	0.000	-	0.949	0.877	0.867	0.929	0.000	-	0.891	0.375	0.953	0.725	0.000	-	0.920	0.959	
Lights	104	28	185	0	-	317	192	549	84	0	-	825	197	51	25	0	-	273	3	572	57	0	-	632	2047	
% Lights	98.1	100.0	98.4	-	-	98.4	97.0	98.2	97.7	-	-	97.9	98.5	98.1	96.2	-	-	98.2	100.0	98.1	98.3	-	-	-	98.1	98.1
Mediums	2	0	2	0	-	4	5	10	2	0	-	17	3	1	1	0	-	5	0	9	1	0	-	10	36	
% Mediums	1.9	0.0	1.1	-	-	1.2	2.5	1.8	2.3	-	-	2.0	1.5	1.9	3.8	-	-	1.8	0.0	1.5	1.7	-	-	1.6	1.7	
Articulated Trucks	0	0	1	0	-	1	1	0	0	0	-	1	0	0	0	0	-	0	0	2	0	0	-	2	4	
% Articulated Trucks	0.0	0.0	0.5	-	-	0.3	0.5	0.0	0.0	-	-	0.1	0.0	0.0	0.0	-	-	0.0	0.0	0.3	0.0	-	-	0.3	0.2	
Bicycles on Crosswalk	-	-	-	-	7	-	-	-	-	-	0	-	-	-	-	-	0	-	-	-	-	-	2	-	-	
% Bicycles on Crosswalk	-	-	-	-	58.3	-	-	-	-	-	-	-	-	-	-	-	0.0	-	-	-	-	-	18.2	-	-	
Pedestrians	-	-	-	-	5	-	-	-	-	-	0	-	-	-	-	-	4	-	-	-	-	-	9	-	-	
% Pedestrians	-	-	-	-	41.7	-	-	-	-	-	-	-	-	-	-	-	100.0	-	-	-	-	-	81.8	-	-	



Chelan-Douglas Transportation Council
11 Spokane St
#301

Wenatchee, Washington, United States 98801
509.663.9059 riley@chelan-douglas.org

Count Name: Chumstick/US-2
Site Code:
Start Date: 08/16/2019
Page No: 6

Turning Movement Peak Hour Data (11:00 AM)

Start Time	Southbound St. Southbound						Westbound St. Westbound						Northbound St. Northbound						Eastbound St. Eastbound						Int. Total
	Right	Thru	Left	U-Turn	Peds	App. Total	Right	Thru	Left	U-Turn	Peds	App. Total	Right	Thru	Left	U-Turn	Peds	App. Total	Right	Thru	Left	U-Turn	Peds	App. Total	
11:00 AM	42	5	52	0	2	99	27	148	11	0	0	186	23	4	4	0	1	31	1	107	19	0	3	127	443
11:15 AM	42	7	58	0	2	107	30	155	23	0	0	208	16	8	3	0	1	27	1	152	11	0	5	164	506
11:30 AM	45	12	45	0	8	102	38	131	31	0	0	200	21	10	7	0	0	38	3	131	12	0	13	146	486
11:45 AM	43	13	36	0	4	92	23	158	22	0	0	203	20	11	4	0	0	35	4	144	8	0	1	156	486
Total	172	37	191	0	16	400	118	592	87	0	0	797	80	33	18	0	2	131	9	534	50	0	22	593	1921
Approach %	43.0	9.3	47.8	0.0	-	-	14.8	74.3	10.9	0.0	-	-	61.1	25.2	13.7	0.0	-	-	1.5	90.1	8.4	0.0	-	-	-
Total %	9.0	1.9	9.9	0.0	-	20.8	6.1	30.8	4.5	0.0	-	41.5	4.2	1.7	0.9	0.0	-	6.8	0.5	27.8	2.6	0.0	-	30.9	-
PHF	0.956	0.712	0.823	0.000	-	0.935	0.776	0.937	0.702	0.000	-	0.958	0.870	0.750	0.643	0.000	-	0.862	0.563	0.878	0.658	0.000	-	0.904	0.949
Lights	172	37	189	0	-	398	116	574	87	0	-	777	78	33	18	0	-	129	9	523	50	0	-	582	1886
% Lights	100.0	100.0	99.0	-	-	99.5	98.3	97.0	100.0	-	-	97.5	97.5	100.0	100.0	-	-	98.5	100.0	97.9	100.0	-	-	98.1	98.2
Mediums	0	0	2	0	-	2	2	18	0	0	-	20	2	0	0	0	-	2	0	10	0	0	-	10	34
% Mediums	0.0	0.0	1.0	-	-	0.5	1.7	3.0	0.0	-	-	2.5	2.5	0.0	0.0	-	-	1.5	0.0	1.9	0.0	-	-	1.7	1.8
Articulated Trucks	0	0	0	0	-	0	0	0	0	0	-	0	0	0	0	0	-	0	0	1	0	0	-	1	1
% Articulated Trucks	0.0	0.0	0.0	-	-	0.0	0.0	0.0	0.0	-	-	0.0	0.0	0.0	0.0	-	-	0.0	0.0	0.2	0.0	-	-	0.2	0.1
Bicycles on Crosswalk	-	-	-	-	7	-	-	-	-	0	-	-	-	-	-	-	1	-	-	-	-	-	0	-	-
% Bicycles on Crosswalk	-	-	-	-	43.8	-	-	-	-	-	-	-	-	-	-	-	50.0	-	-	-	-	-	0.0	-	-
Pedestrians	-	-	-	-	9	-	-	-	-	0	-	-	-	-	-	-	1	-	-	-	-	-	22	-	-
% Pedestrians	-	-	-	-	56.3	-	-	-	-	-	-	-	-	-	-	-	50.0	-	-	-	-	-	100.0	-	-



Chelan-Douglas Transportation Council
11 Spokane St
#301

Wenatchee, Washington, United States 98801
509.663.9059 riley@chelan-douglas.org

Count Name: Chumstick/US-2
Site Code:
Start Date: 08/16/2019
Page No: 8

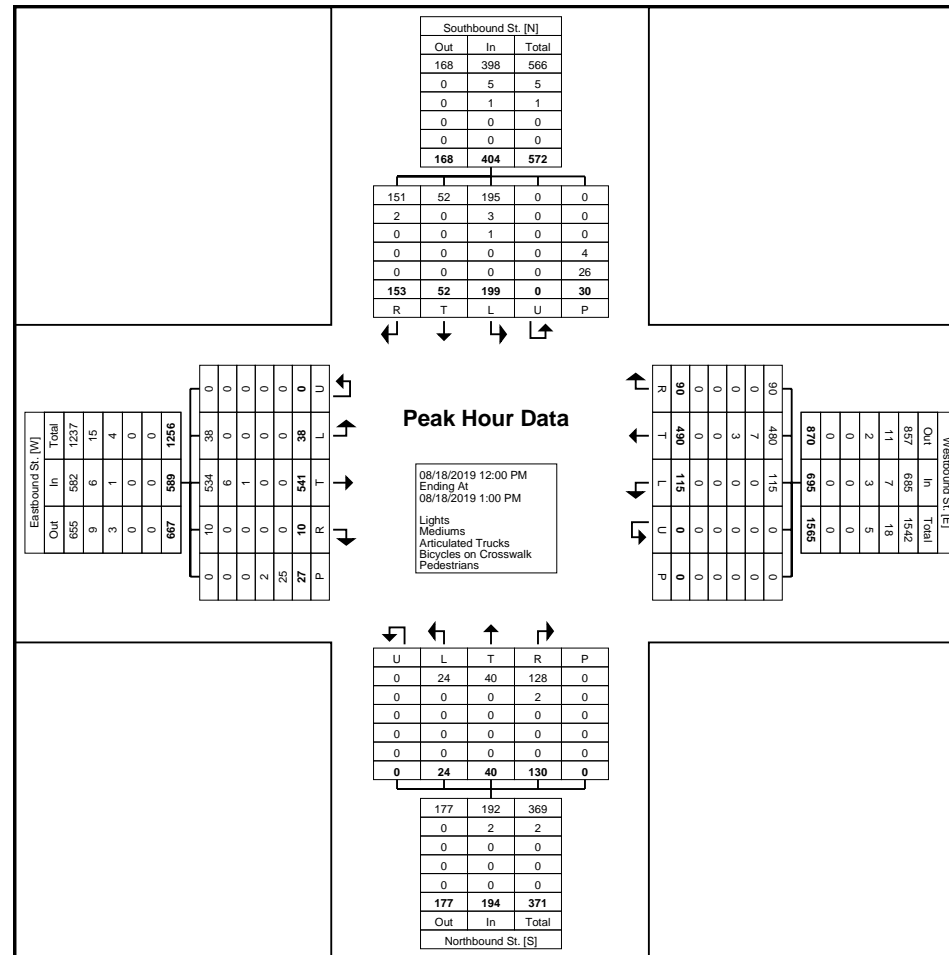
Turning Movement Peak Hour Data (12:00 PM)

Start Time	Southbound St. Southbound						Westbound St. Westbound						Northbound St. Northbound						Eastbound St. Eastbound						Int. Total
	Right	Thru	Left	U-Turn	Peds	App. Total	Right	Thru	Left	U-Turn	Peds	App. Total	Right	Thru	Left	U-Turn	Peds	App. Total	Right	Thru	Left	U-Turn	Peds	App. Total	
12:00 PM	34	13	53	0	8	100	19	127	28	0	0	174	28	14	5	0	0	47	1	132	11	0	6	144	465
12:15 PM	43	7	51	0	13	101	25	133	15	0	0	173	42	8	4	0	0	54	2	150	11	0	12	163	491
12:30 PM	38	12	55	0	9	105	20	135	36	0	0	191	30	9	6	0	0	45	4	133	10	0	7	147	488
12:45 PM	38	20	40	0	0	98	26	95	36	0	0	157	30	9	9	0	0	48	3	126	6	0	2	135	438
Total	153	52	199	0	30	404	90	490	115	0	0	695	130	40	24	0	0	194	10	541	38	0	27	589	1882
Approach %	37.9	12.9	49.3	0.0	-	-	12.9	70.5	16.5	0.0	-	-	67.0	20.6	12.4	0.0	-	-	1.7	91.9	6.5	0.0	-	-	-
Total %	8.1	2.8	10.6	0.0	-	21.5	4.8	26.0	6.1	0.0	-	36.9	6.9	2.1	1.3	0.0	-	10.3	0.5	28.7	2.0	0.0	-	31.3	-
PHF	0.890	0.650	0.905	0.000	-	0.962	0.865	0.907	0.799	0.000	-	0.910	0.774	0.714	0.667	0.000	-	0.898	0.625	0.902	0.864	0.000	-	0.903	0.958
Lights	151	52	195	0	-	398	90	480	115	0	-	685	128	40	24	0	-	192	10	534	38	0	-	582	1857
% Lights	98.7	100.0	98.0	-	-	98.5	100.0	98.0	100.0	-	-	98.6	98.5	100.0	100.0	-	-	99.0	100.0	98.7	100.0	-	-	98.8	98.7
Mediums	2	0	3	0	-	5	0	7	0	0	-	7	2	0	0	0	-	2	0	6	0	0	-	6	20
% Mediums	1.3	0.0	1.5	-	-	1.2	0.0	1.4	0.0	-	-	1.0	1.5	0.0	0.0	-	-	1.0	0.0	1.1	0.0	-	-	1.0	1.1
Articulated Trucks	0	0	1	0	-	1	0	3	0	0	-	3	0	0	0	0	-	0	0	1	0	0	-	1	5
% Articulated Trucks	0.0	0.0	0.5	-	-	0.2	0.0	0.6	0.0	-	-	0.4	0.0	0.0	0.0	-	-	0.0	0.0	0.2	0.0	-	-	0.2	0.3
Bicycles on Crosswalk	-	-	-	-	4	-	-	-	-	-	0	-	-	-	-	-	0	-	-	-	-	-	2	-	-
% Bicycles on Crosswalk	-	-	-	-	13.3	-	-	-	-	-	-	-	-	-	-	-	-	-	-	-	-	-	7.4	-	-
Pedestrians	-	-	-	-	26	-	-	-	-	-	0	-	-	-	-	-	0	-	-	-	-	-	25	-	-
% Pedestrians	-	-	-	-	86.7	-	-	-	-	-	-	-	-	-	-	-	-	-	-	-	-	-	92.6	-	-



Chelan-Douglas Transportation Council
 11 Spokane St
 #301
 Wenatchee, Washington, United States 98801
 509.663.9059 riley@chelan-douglas.org

Count Name: Chumstick/US-2
 Site Code:
 Start Date: 08/16/2019
 Page No: 9



Turning Movement Peak Hour Data Plot (12:00 PM)



Chelan-Douglas Transportation Council
11 Spokane St
#301
Wenatchee, Washington, United States 98801
509.663.9059 riley@chelan-douglas.org

Count Name: Chumstick/US-2
Site Code:
Start Date: 08/16/2019
Page No: 10



Chelan-Douglas Transportation Council
11 Spokane St
#301

Wenatchee, Washington, United States 98801
509.663.9059 riley@chelan-douglas.org

Count Name: City Hall HAWK/US-2
Site Code:
Start Date: 08/23/2019
Page No: 1

Turning Movement Data

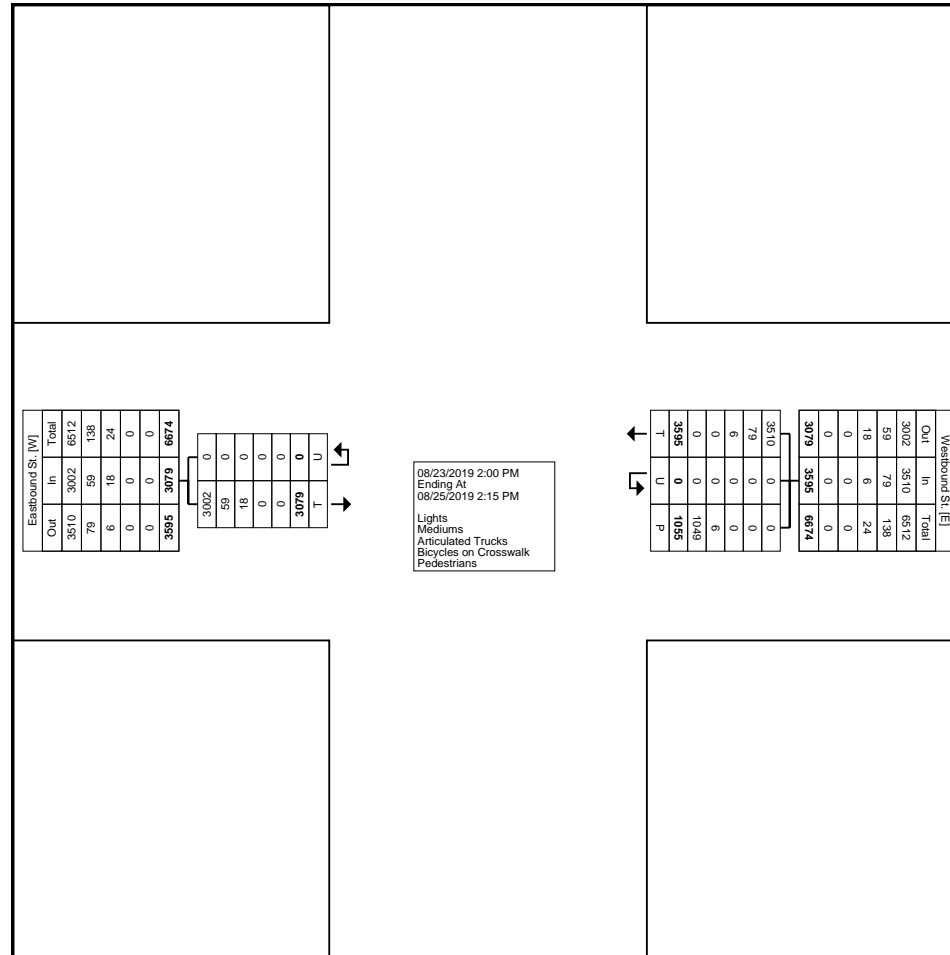
Start Time	Westbound St. Westbound				Eastbound St. Eastbound			Int. Total
	Thru	U-Turn	Peds	App. Total	Thru	U-Turn	App. Total	
2:00 PM	166	0	48	166	137	0	137	303
2:15 PM	159	0	32	159	119	0	119	278
2:30 PM	162	0	30	162	134	0	134	296
2:45 PM	113	0	44	113	129	0	129	242
Hourly Total	600	0	154	600	519	0	519	1119
3:00 PM	153	0	56	153	116	0	116	269
3:15 PM	143	0	34	143	131	0	131	274
3:30 PM	152	0	53	152	144	0	144	296
3:45 PM	158	0	25	158	147	0	147	305
Hourly Total	606	0	168	606	538	0	538	1144
4:00 PM	154	0	42	154	106	0	106	260
4:15 PM	127	0	24	127	142	0	142	269
4:30 PM	147	0	35	147	136	0	136	283
4:45 PM	144	0	38	144	119	0	119	263
Hourly Total	572	0	139	572	503	0	503	1075
5:00 PM	0	0	0	0	0	0	0	0
*** BREAK ***	-	-	-	-	-	-	-	-
Hourly Total	0	0	0	0	0	0	0	0
11:00 AM	145	0	42	145	120	0	120	265
11:15 AM	153	0	40	153	146	0	146	299
11:30 AM	166	0	48	166	134	0	134	300
11:45 AM	139	0	40	139	119	0	119	258
Hourly Total	603	0	170	603	519	0	519	1122
12:00 PM	144	0	30	144	138	0	138	282
12:15 PM	148	0	91	148	134	0	134	282
12:30 PM	149	0	63	149	134	0	134	283
12:45 PM	150	0	63	150	106	0	106	256
Hourly Total	591	0	247	591	512	0	512	1103
1:00 PM	158	0	34	158	112	0	112	270
1:15 PM	156	0	56	156	121	0	121	277
1:30 PM	151	0	51	151	127	0	127	278
1:45 PM	158	0	36	158	128	0	128	286
Hourly Total	623	0	177	623	488	0	488	1111
2:00 PM	0	0	0	0	0	0	0	0
Grand Total	3595	0	1055	3595	3079	0	3079	6674
Approach %	100.0	0.0	-	-	100.0	0.0	-	-

Total %	53.9	0.0	-	53.9	46.1	0.0	46.1	-
Lights	3510	0	-	3510	3002	0	3002	6512
% Lights	97.6	-	-	97.6	97.5	-	97.5	97.6
Mediums	79	0	-	79	59	0	59	138
% Mediums	2.2	-	-	2.2	1.9	-	1.9	2.1
Articulated Trucks	6	0	-	6	18	0	18	24
% Articulated Trucks	0.2	-	-	0.2	0.6	-	0.6	0.4
Bicycles on Crosswalk	-	-	6	-	-	-	-	-
% Bicycles on Crosswalk	-	-	0.6	-	-	-	-	-
Pedestrians	-	-	1049	-	-	-	-	-
% Pedestrians	-	-	99.4	-	-	-	-	-



Chelan-Douglas Transportation Council
 11 Spokane St
 #301
 Wenatchee, Washington, United States 98801
 509.663.9059 riley@chelan-douglas.org

Count Name: City Hall HAWK/US-2
 Site Code:
 Start Date: 08/23/2019
 Page No: 3



Turning Movement Data Plot



Chelan-Douglas Transportation Council
 11 Spokane St
 #301

Wenatchee, Washington, United States 98801
 509.663.9059 riley@chelan-douglas.org

Count Name: City Hall HAWK/US-2
 Site Code:
 Start Date: 08/23/2019
 Page No: 4

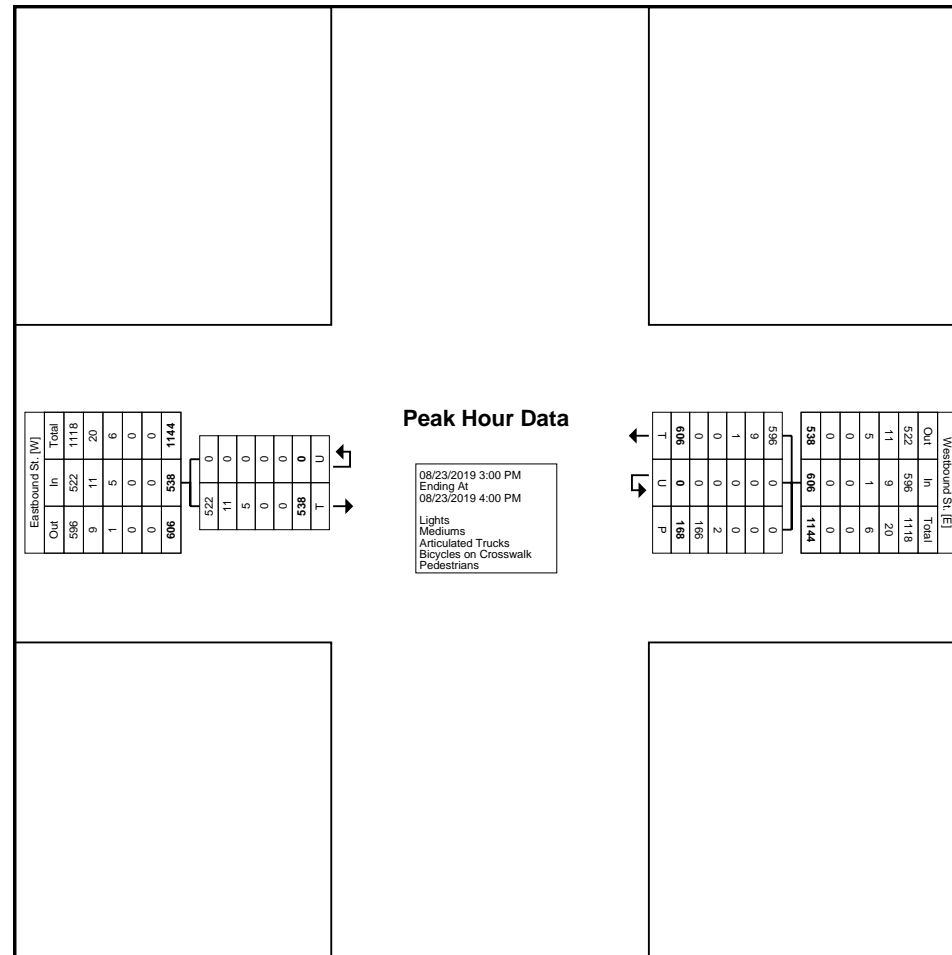
Turning Movement Peak Hour Data (3:00 PM)

Start Time	Westbound St. Westbound				Eastbound St. Eastbound			Int. Total
	Thru	U-Turn	Peds	App. Total	Thru	U-Turn	App. Total	
3:00 PM	153	0	56	153	116	0	116	269
3:15 PM	143	0	34	143	131	0	131	274
3:30 PM	152	0	53	152	144	0	144	296
3:45 PM	158	0	25	158	147	0	147	305
Total	606	0	168	606	538	0	538	1144
Approach %	100.0	0.0	-	-	100.0	0.0	-	-
Total %	53.0	0.0	-	53.0	47.0	0.0	47.0	-
PHF	0.959	0.000	-	0.959	0.915	0.000	0.915	0.938
Lights	596	0	-	596	522	0	522	1118
% Lights	98.3	-	-	98.3	97.0	-	97.0	97.7
Mediums	9	0	-	9	11	0	11	20
% Mediums	1.5	-	-	1.5	2.0	-	2.0	1.7
Articulated Trucks	1	0	-	1	5	0	5	6
% Articulated Trucks	0.2	-	-	0.2	0.9	-	0.9	0.5
Bicycles on Crosswalk	-	-	2	-	-	-	-	-
% Bicycles on Crosswalk	-	-	1.2	-	-	-	-	-
Pedestrians	-	-	166	-	-	-	-	-
% Pedestrians	-	-	98.8	-	-	-	-	-



Chelan-Douglas Transportation Council
 11 Spokane St
 #301
 Wenatchee, Washington, United States 98801
 509.663.9059 riley@chelan-douglas.org

Count Name: City Hall HAWK/US-2
 Site Code:
 Start Date: 08/23/2019
 Page No: 5



Turning Movement Peak Hour Data Plot (3:00 PM)



Chelan-Douglas Transportation Council
11 Spokane St
#301

Wenatchee, Washington, United States 98801
509.663.9059 riley@chelan-douglas.org

Count Name: City Hall HAWK/US-2
Site Code:
Start Date: 08/23/2019
Page No: 6

Turning Movement Peak Hour Data (11:00 AM)

Start Time	Westbound St. Westbound				Eastbound St. Eastbound			Int. Total
	Thru	U-Turn	Peds	App. Total	Thru	U-Turn	App. Total	
11:00 AM	145	0	42	145	120	0	120	265
11:15 AM	153	0	40	153	146	0	146	299
11:30 AM	166	0	48	166	134	0	134	300
11:45 AM	139	0	40	139	119	0	119	258
Total	603	0	170	603	519	0	519	1122
Approach %	100.0	0.0	-	-	100.0	0.0	-	-
Total %	53.7	0.0	-	53.7	46.3	0.0	46.3	-
PHF	0.908	0.000	-	0.908	0.889	0.000	0.889	0.935
Lights	591	0	-	591	505	0	505	1096
% Lights	98.0	-	-	98.0	97.3	-	97.3	97.7
Mediums	12	0	-	12	13	0	13	25
% Mediums	2.0	-	-	2.0	2.5	-	2.5	2.2
Articulated Trucks	0	0	-	0	1	0	1	1
% Articulated Trucks	0.0	-	-	0.0	0.2	-	0.2	0.1
Bicycles on Crosswalk	-	-	0	-	-	-	-	-
% Bicycles on Crosswalk	-	-	0.0	-	-	-	-	-
Pedestrians	-	-	170	-	-	-	-	-
% Pedestrians	-	-	100.0	-	-	-	-	-



Chelan-Douglas Transportation Council
 11 Spokane St
 #301
 Wenatchee, Washington, United States 98801
 509.663.9059 riley@chelan-douglas.org

Count Name: City Hall HAWK/US-2
 Site Code:
 Start Date: 08/23/2019
 Page No: 8

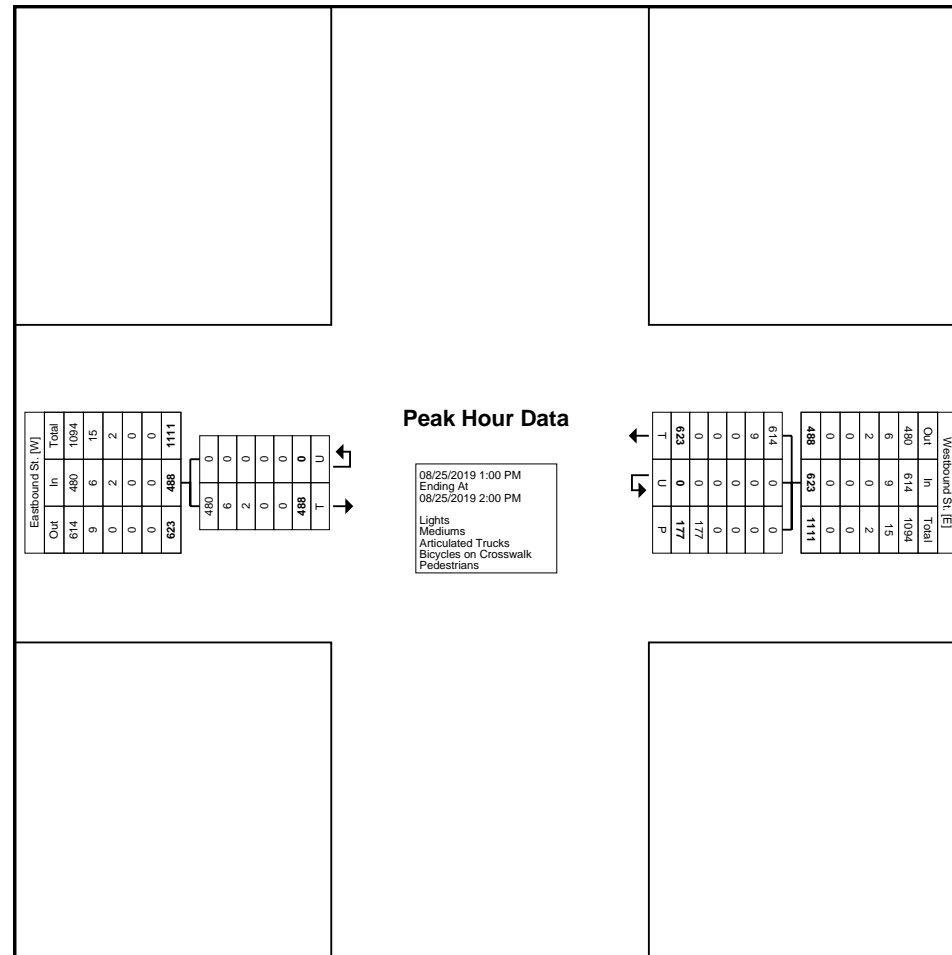
Turning Movement Peak Hour Data (1:00 PM)

Start Time	Westbound St. Westbound				Eastbound St. Eastbound			Int. Total
	Thru	U-Turn	Peds	App. Total	Thru	U-Turn	App. Total	
1:00 PM	158	0	34	158	112	0	112	270
1:15 PM	156	0	56	156	121	0	121	277
1:30 PM	151	0	51	151	127	0	127	278
1:45 PM	158	0	36	158	128	0	128	286
Total	623	0	177	623	488	0	488	1111
Approach %	100.0	0.0	-	-	100.0	0.0	-	-
Total %	56.1	0.0	-	56.1	43.9	0.0	43.9	-
PHF	0.986	0.000	-	0.986	0.953	0.000	0.953	0.971
Lights	614	0	-	614	480	0	480	1094
% Lights	98.6	-	-	98.6	98.4	-	98.4	98.5
Mediums	9	0	-	9	6	0	6	15
% Mediums	1.4	-	-	1.4	1.2	-	1.2	1.4
Articulated Trucks	0	0	-	0	2	0	2	2
% Articulated Trucks	0.0	-	-	0.0	0.4	-	0.4	0.2
Bicycles on Crosswalk	-	-	0	-	-	-	-	-
% Bicycles on Crosswalk	-	-	0.0	-	-	-	-	-
Pedestrians	-	-	177	-	-	-	-	-
% Pedestrians	-	-	100.0	-	-	-	-	-



Chelan-Douglas Transportation Council
 11 Spokane St
 #301
 Wenatchee, Washington, United States 98801
 509.663.9059 riley@chelan-douglas.org

Count Name: City Hall HAWK/US-2
 Site Code:
 Start Date: 08/23/2019
 Page No: 9



Turning Movement Peak Hour Data Plot (1:00 PM)



Chelan-Douglas Transportation Council
11 Spokane St
#301
Wenatchee, Washington, United States 98801
509.663.9059 riley@chelan-douglas.org

Count Name: City Hall HAWK/US-2
Site Code:
Start Date: 08/23/2019
Page No: 10

Please consider expanding the crosswalk delineation to capture all pedestrians as some may approach and depart the crosswalk at a 45-degree angle from the curb.



Chelan-Douglas Transportation Council
 11 Spokane St
 #301
 Wenatchee, Washington, United States 98801
 509.663.9059 riley@chelan-douglas.org

Count Name: Front Street/US-2
 Site Code:
 Start Date: 08/23/2019
 Page No: 1

Turning Movement Data

Start Time	Westbound St. Westbound					Northbound St. Northbound					Eastbound St. Eastbound				Int. Total	
	Thru	Left	U-Turn	Peds	App. Total	Right	Left	U-Turn	Peds	App. Total	Right	Thru	U-Turn	Peds		App. Total
2:00 PM	156	7	4	39	167	0	0	0	12	0	33	134	0	0	167	334
2:15 PM	132	12	1	31	145	0	0	0	18	0	27	127	0	0	154	299
2:30 PM	165	9	0	34	174	0	0	0	13	0	37	128	0	0	165	339
2:45 PM	111	9	0	34	120	0	0	0	13	0	29	128	0	0	157	277
Hourly Total	564	37	5	138	606	0	0	0	56	0	126	517	0	0	643	1249
3:00 PM	138	12	0	57	150	0	0	0	9	0	26	123	0	0	149	299
3:15 PM	120	12	0	50	132	0	0	0	19	0	24	121	0	0	145	277
3:30 PM	140	8	0	48	148	0	0	0	6	0	23	141	0	0	164	312
3:45 PM	148	4	0	14	152	0	0	0	9	0	27	145	0	0	172	324
Hourly Total	546	36	0	169	582	0	0	0	43	0	100	530	0	0	630	1212
4:00 PM	153	2	0	24	155	0	0	0	20	0	28	118	0	0	146	301
4:15 PM	128	5	0	20	133	0	0	0	30	0	18	122	0	0	140	273
4:30 PM	136	8	0	19	144	0	0	0	5	0	24	142	0	0	166	310
4:45 PM	133	8	0	59	141	0	0	0	12	0	17	109	0	0	126	267
Hourly Total	550	23	0	122	573	0	0	0	67	0	87	491	0	0	578	1151
5:00 PM	0	0	0	2	0	0	0	0	0	0	0	0	0	0	0	0
*** BREAK ***	-	-	-	-	-	-	-	-	-	-	-	-	-	-	-	-
Hourly Total	0	0	0	2	0	0	0	0	0	0	0	0	0	0	0	0
11:00 AM	142	8	0	61	150	0	0	0	13	0	37	128	0	0	165	315
11:15 AM	143	17	0	25	160	0	0	0	9	0	50	133	0	0	183	343
11:30 AM	134	17	0	39	151	0	0	0	19	0	35	137	0	0	172	323
11:45 AM	141	12	0	99	153	0	0	0	19	0	31	113	0	0	144	297
Hourly Total	560	54	0	224	614	0	0	0	60	0	153	511	0	0	664	1278
12:00 PM	124	17	0	74	141	0	0	0	23	0	20	133	0	0	153	294
12:15 PM	128	12	0	56	140	0	0	0	21	0	38	136	0	0	174	314
12:30 PM	146	16	0	59	162	0	0	0	18	0	43	136	0	0	179	341
12:45 PM	128	13	0	56	141	0	0	0	21	0	32	102	0	0	134	275
Hourly Total	526	58	0	245	584	0	0	0	83	0	133	507	0	0	640	1224
1:00 PM	131	22	0	57	153	0	0	0	31	0	41	119	0	0	160	313
1:15 PM	157	13	0	51	170	0	0	0	33	0	34	113	0	0	147	317
1:30 PM	127	15	1	51	143	0	0	0	23	0	38	125	0	0	163	306
1:45 PM	145	12	0	74	157	0	0	0	20	0	35	129	0	0	164	321
Hourly Total	560	62	1	233	623	0	0	0	107	0	148	486	0	0	634	1257
2:00 PM	0	0	0	0	0	0	0	0	0	0	0	0	0	0	0	0
Grand Total	3306	270	6	1133	3582	0	0	0	416	0	747	3042	0	0	3789	7371
Approach %	92.3	7.5	0.2	-	-	0.0	0.0	0.0	-	-	19.7	80.3	0.0	-	-	-

Total %	44.9	3.7	0.1	-	48.6	0.0	0.0	0.0	-	0.0	10.1	41.3	0.0	-	51.4	-
Lights	3207	270	6	-	3483	0	0	0	-	0	736	2963	0	-	3699	7182
% Lights	97.0	100.0	100.0	-	97.2	-	-	-	-	-	98.5	97.4	-	-	97.6	97.4
Mediums	90	0	0	-	90	0	0	0	-	0	11	62	0	-	73	163
% Mediums	2.7	0.0	0.0	-	2.5	-	-	-	-	-	1.5	2.0	-	-	1.9	2.2
Articulated Trucks	9	0	0	-	9	0	0	0	-	0	0	17	0	-	17	26
% Articulated Trucks	0.3	0.0	0.0	-	0.3	-	-	-	-	-	0.0	0.6	-	-	0.4	0.4
Bicycles on Crosswalk	-	-	-	6	-	-	-	-	25	-	-	-	-	0	-	-
% Bicycles on Crosswalk	-	-	-	0.5	-	-	-	-	6.0	-	-	-	-	-	-	-
Pedestrians	-	-	-	1127	-	-	-	-	391	-	-	-	-	0	-	-
% Pedestrians	-	-	-	99.5	-	-	-	-	94.0	-	-	-	-	-	-	-



Chelan-Douglas Transportation Council
 11 Spokane St
 #301
 Wenatchee, Washington, United States 98801
 509.663.9059 riley@chelan-douglas.org

Count Name: Front Street/US-2
 Site Code:
 Start Date: 08/23/2019
 Page No: 4

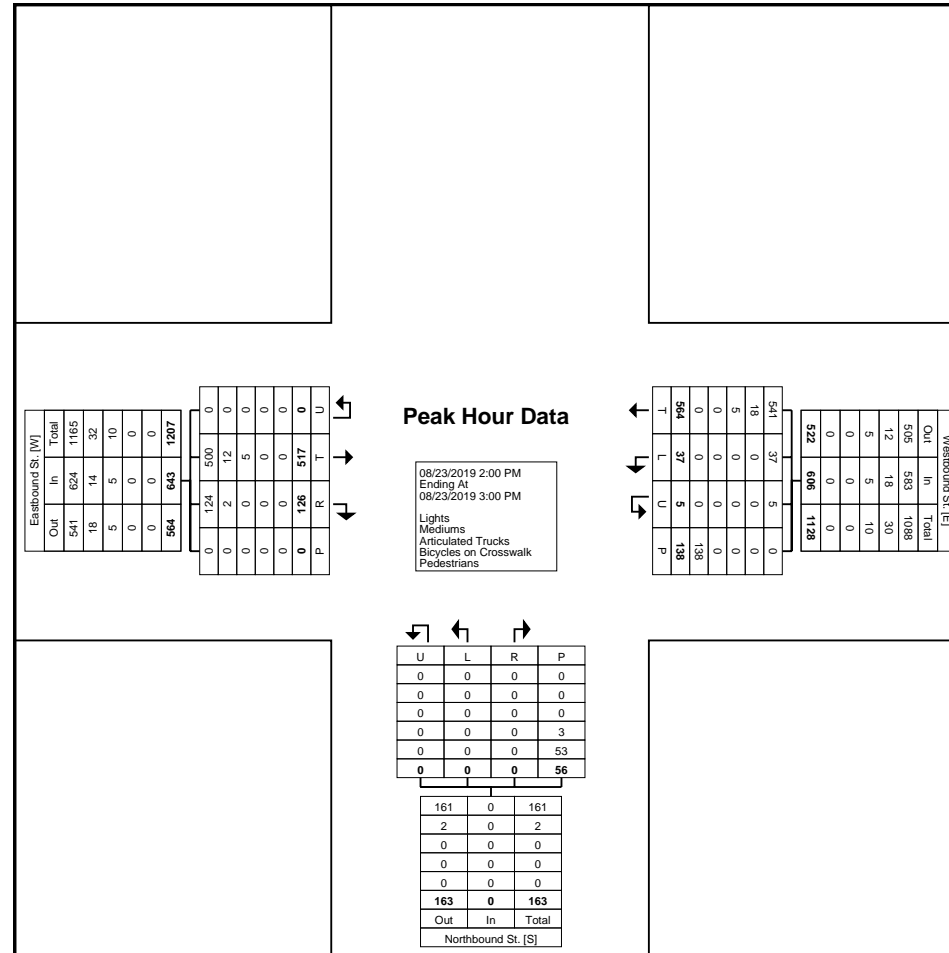
Turning Movement Peak Hour Data (2:00 PM)

Start Time	Westbound St. Westbound					Northbound St. Northbound					Eastbound St. Eastbound					Int. Total
	Thru	Left	U-Turn	Peds	App. Total	Right	Left	U-Turn	Peds	App. Total	Right	Thru	U-Turn	Peds	App. Total	
2:00 PM	156	7	4	39	167	0	0	0	12	0	33	134	0	0	167	334
2:15 PM	132	12	1	31	145	0	0	0	18	0	27	127	0	0	154	299
2:30 PM	165	9	0	34	174	0	0	0	13	0	37	128	0	0	165	339
2:45 PM	111	9	0	34	120	0	0	0	13	0	29	128	0	0	157	277
Total	564	37	5	138	606	0	0	0	56	0	126	517	0	0	643	1249
Approach %	93.1	6.1	0.8	-	-	0.0	0.0	0.0	-	-	19.6	80.4	0.0	-	-	-
Total %	45.2	3.0	0.4	-	48.5	0.0	0.0	0.0	-	0.0	10.1	41.4	0.0	-	51.5	-
PHF	0.855	0.771	0.313	-	0.871	0.000	0.000	0.000	-	0.000	0.851	0.965	0.000	-	0.963	0.921
Lights	541	37	5	-	583	0	0	0	-	0	124	500	0	-	624	1207
% Lights	95.9	100.0	100.0	-	96.2	-	-	-	-	-	98.4	96.7	-	-	97.0	96.6
Mediums	18	0	0	-	18	0	0	0	-	0	2	12	0	-	14	32
% Mediums	3.2	0.0	0.0	-	3.0	-	-	-	-	-	1.6	2.3	-	-	2.2	2.6
Articulated Trucks	5	0	0	-	5	0	0	0	-	0	0	5	0	-	5	10
% Articulated Trucks	0.9	0.0	0.0	-	0.8	-	-	-	-	-	0.0	1.0	-	-	0.8	0.8
Bicycles on Crosswalk	-	-	-	0	-	-	-	-	3	-	-	-	-	0	-	-
% Bicycles on Crosswalk	-	-	-	0.0	-	-	-	-	5.4	-	-	-	-	-	-	-
Pedestrians	-	-	-	138	-	-	-	-	53	-	-	-	-	0	-	-
% Pedestrians	-	-	-	100.0	-	-	-	-	94.6	-	-	-	-	-	-	-



Chelan-Douglas Transportation Council
 11 Spokane St
 #301
 Wenatchee, Washington, United States 98801
 509.663.9059 riley@chelan-douglas.org

Count Name: Front Street/US-2
 Site Code:
 Start Date: 08/23/2019
 Page No: 5



Turning Movement Peak Hour Data Plot (2:00 PM)



Chelan-Douglas Transportation Council
 11 Spokane St
 #301
 Wenatchee, Washington, United States 98801
 509.663.9059 riley@chelan-douglas.org

Count Name: Front Street/US-2
 Site Code:
 Start Date: 08/23/2019
 Page No: 6

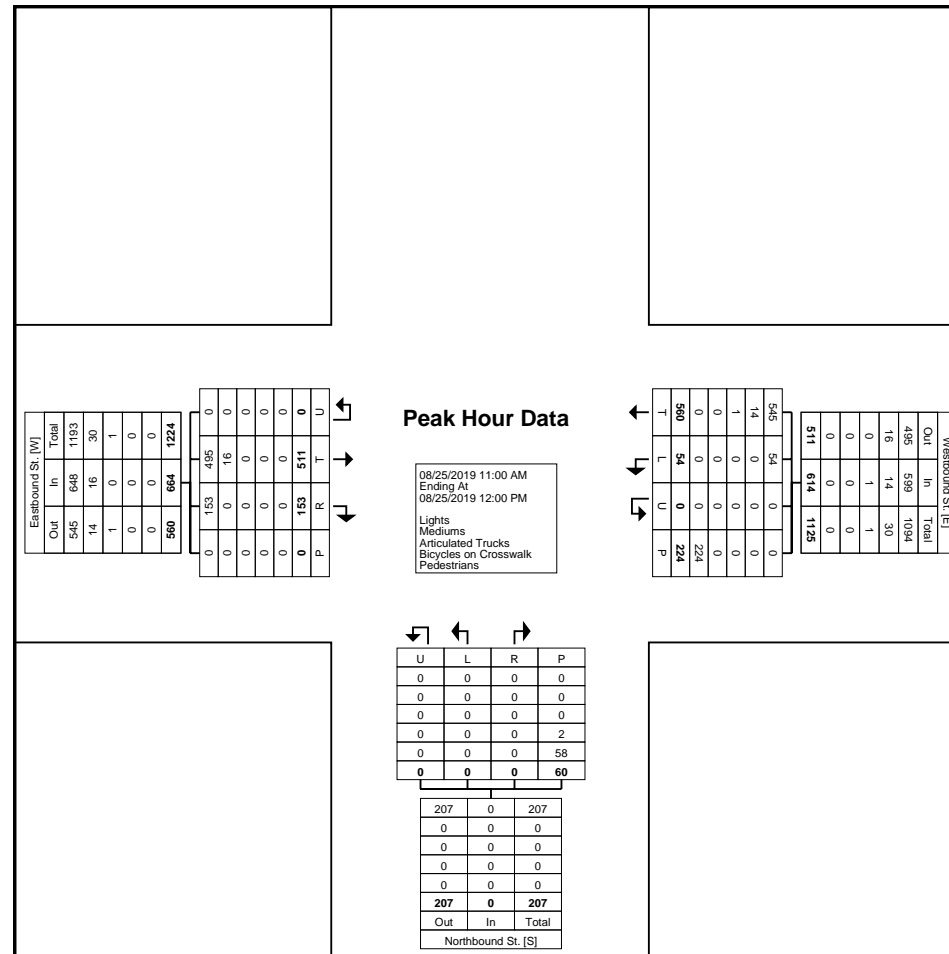
Turning Movement Peak Hour Data (11:00 AM)

Start Time	Westbound St. Westbound					Northbound St. Northbound					Eastbound St. Eastbound					Int. Total
	Thru	Left	U-Turn	Peds	App. Total	Right	Left	U-Turn	Peds	App. Total	Right	Thru	U-Turn	Peds	App. Total	
11:00 AM	142	8	0	61	150	0	0	0	13	0	37	128	0	0	165	315
11:15 AM	143	17	0	25	160	0	0	0	9	0	50	133	0	0	183	343
11:30 AM	134	17	0	39	151	0	0	0	19	0	35	137	0	0	172	323
11:45 AM	141	12	0	99	153	0	0	0	19	0	31	113	0	0	144	297
Total	560	54	0	224	614	0	0	0	60	0	153	511	0	0	664	1278
Approach %	91.2	8.8	0.0	-	-	0.0	0.0	0.0	-	-	23.0	77.0	0.0	-	-	-
Total %	43.8	4.2	0.0	-	48.0	0.0	0.0	0.0	-	0.0	12.0	40.0	0.0	-	52.0	-
PHF	0.979	0.794	0.000	-	0.959	0.000	0.000	0.000	-	0.000	0.765	0.932	0.000	-	0.907	0.931
Lights	545	54	0	-	599	0	0	0	-	0	153	495	0	-	648	1247
% Lights	97.3	100.0	-	-	97.6	-	-	-	-	-	100.0	96.9	-	-	97.6	97.6
Mediums	14	0	0	-	14	0	0	0	-	0	0	16	0	-	16	30
% Mediums	2.5	0.0	-	-	2.3	-	-	-	-	-	0.0	3.1	-	-	2.4	2.3
Articulated Trucks	1	0	0	-	1	0	0	0	-	0	0	0	0	-	0	1
% Articulated Trucks	0.2	0.0	-	-	0.2	-	-	-	-	-	0.0	0.0	-	-	0.0	0.1
Bicycles on Crosswalk	-	-	-	0	-	-	-	-	2	-	-	-	-	0	-	-
% Bicycles on Crosswalk	-	-	-	0.0	-	-	-	-	3.3	-	-	-	-	-	-	-
Pedestrians	-	-	-	224	-	-	-	-	58	-	-	-	-	0	-	-
% Pedestrians	-	-	-	100.0	-	-	-	-	96.7	-	-	-	-	-	-	-



Chelan-Douglas Transportation Council
 11 Spokane St
 #301
 Wenatchee, Washington, United States 98801
 509.663.9059 riley@chelan-douglas.org

Count Name: Front Street/US-2
 Site Code:
 Start Date: 08/23/2019
 Page No: 7



Turning Movement Peak Hour Data Plot (11:00 AM)



Chelan-Douglas Transportation Council
 11 Spokane St
 #301
 Wenatchee, Washington, United States 98801
 509.663.9059 riley@chelan-douglas.org

Count Name: Front Street/US-2
 Site Code:
 Start Date: 08/23/2019
 Page No: 8

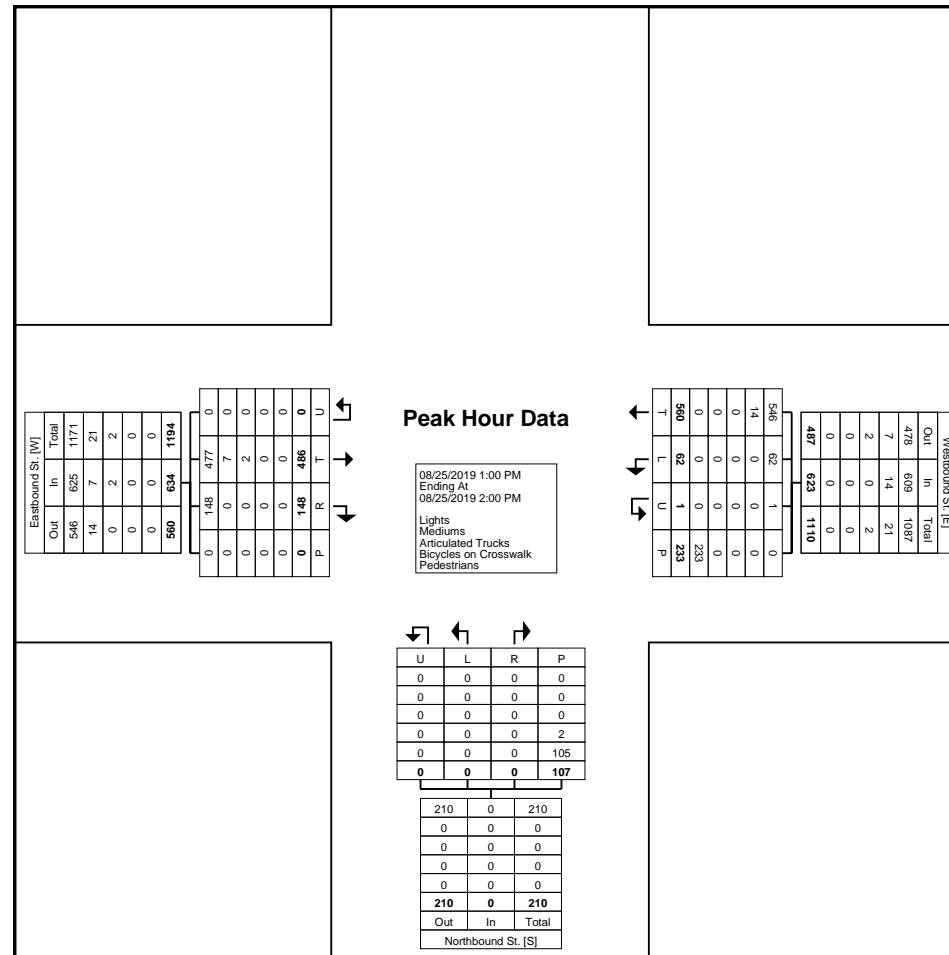
Turning Movement Peak Hour Data (1:00 PM)

Start Time	Westbound St. Westbound					Northbound St. Northbound					Eastbound St. Eastbound					Int. Total
	Thru	Left	U-Turn	Peds	App. Total	Right	Left	U-Turn	Peds	App. Total	Right	Thru	U-Turn	Peds	App. Total	
1:00 PM	131	22	0	57	153	0	0	0	31	0	41	119	0	0	160	313
1:15 PM	157	13	0	51	170	0	0	0	33	0	34	113	0	0	147	317
1:30 PM	127	15	1	51	143	0	0	0	23	0	38	125	0	0	163	306
1:45 PM	145	12	0	74	157	0	0	0	20	0	35	129	0	0	164	321
Total	560	62	1	233	623	0	0	0	107	0	148	486	0	0	634	1257
Approach %	89.9	10.0	0.2	-	-	0.0	0.0	0.0	-	-	23.3	76.7	0.0	-	-	-
Total %	44.6	4.9	0.1	-	49.6	0.0	0.0	0.0	-	0.0	11.8	38.7	0.0	-	50.4	-
PHF	0.892	0.705	0.250	-	0.916	0.000	0.000	0.000	-	0.000	0.902	0.942	0.000	-	0.966	0.979
Lights	546	62	1	-	609	0	0	0	-	0	148	477	0	-	625	1234
% Lights	97.5	100.0	100.0	-	97.8	-	-	-	-	-	100.0	98.1	-	-	98.6	98.2
Mediums	14	0	0	-	14	0	0	0	-	0	0	7	0	-	7	21
% Mediums	2.5	0.0	0.0	-	2.2	-	-	-	-	-	0.0	1.4	-	-	1.1	1.7
Articulated Trucks	0	0	0	-	0	0	0	0	-	0	0	2	0	-	2	2
% Articulated Trucks	0.0	0.0	0.0	-	0.0	-	-	-	-	-	0.0	0.4	-	-	0.3	0.2
Bicycles on Crosswalk	-	-	-	0	-	-	-	-	2	-	-	-	-	0	-	-
% Bicycles on Crosswalk	-	-	-	0.0	-	-	-	-	1.9	-	-	-	-	-	-	-
Pedestrians	-	-	-	233	-	-	-	-	105	-	-	-	-	0	-	-
% Pedestrians	-	-	-	100.0	-	-	-	-	98.1	-	-	-	-	-	-	-



Chelan-Douglas Transportation Council
 11 Spokane St
 #301
 Wenatchee, Washington, United States 98801
 509.663.9059 riley@chelan-douglas.org

Count Name: Front Street/US-2
 Site Code:
 Start Date: 08/23/2019
 Page No: 9



Turning Movement Peak Hour Data Plot (1:00 PM)



Chelan-Douglas Transportation Council
11 Spokane St
#301
Wenatchee, Washington, United States 98801
509.663.9059 riley@chelan-douglas.org

Count Name: Front Street/US-2
Site Code:
Start Date: 08/23/2019
Page No: 10

Please consider expanding the crosswalk delineation to capture pedestrians entering and exiting the crosswalk early at 45-degree angles to the curb.



Chelan-Douglas Transportation Council
 11 Spokane St
 #301
 Wenatchee, Washington, United States 98801
 509.663.9059 riley@chelan-douglas.org

Count Name: Icicle/US-2
 Site Code:
 Start Date: 08/16/2019
 Page No: 1

Turning Movement Data

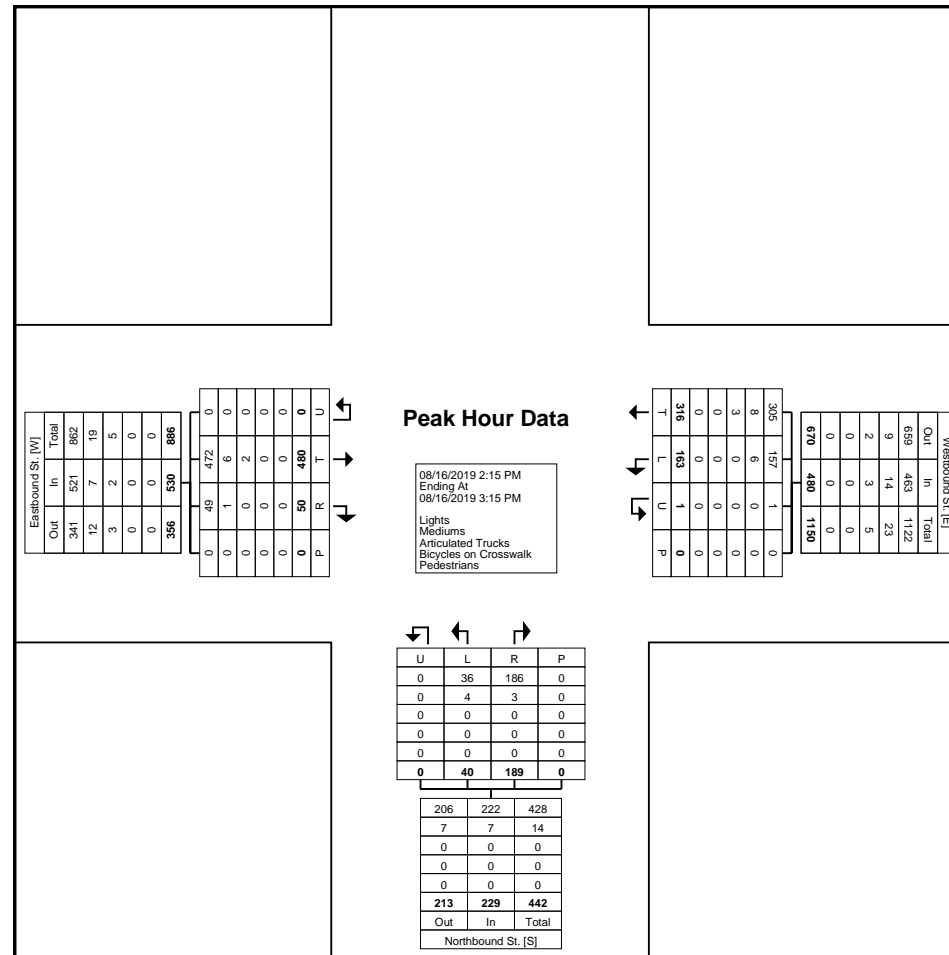
Start Time	Westbound St. Westbound					Northbound St. Northbound					Eastbound St. Eastbound					Int. Total
	Thru	Left	U-Turn	Peds	App. Total	Right	Left	U-Turn	Peds	App. Total	Right	Thru	U-Turn	Peds	App. Total	
2:00 PM	78	38	0	1	116	51	3	0	0	54	16	96	0	0	112	282
2:15 PM	76	44	0	0	120	49	10	0	0	59	17	130	0	0	147	326
2:30 PM	92	30	0	0	122	38	8	0	0	46	14	118	0	0	132	300
2:45 PM	63	54	1	0	118	59	13	0	0	72	11	119	0	0	130	320
Hourly Total	309	166	1	1	476	197	34	0	0	231	58	463	0	0	521	1228
3:00 PM	85	35	0	0	120	43	9	0	0	52	8	113	0	0	121	293
3:15 PM	101	39	0	0	140	42	4	0	0	46	12	113	0	0	125	311
3:30 PM	79	36	0	0	115	38	6	0	0	44	13	127	0	0	140	299
3:45 PM	85	51	0	0	136	45	5	0	0	50	10	137	0	0	147	333
Hourly Total	350	161	0	0	511	168	24	0	0	192	43	490	0	0	533	1236
4:00 PM	72	24	0	0	96	45	10	0	0	55	20	121	0	0	141	292
4:15 PM	86	37	0	0	123	35	6	0	0	41	8	120	0	0	128	292
4:30 PM	91	38	0	0	129	49	7	0	0	56	8	84	0	0	92	277
4:45 PM	93	43	0	0	136	48	9	0	0	57	10	103	0	0	113	306
Hourly Total	342	142	0	0	484	177	32	0	0	209	46	428	0	0	474	1167
5:00 PM	0	0	0	0	0	0	0	0	0	0	0	0	0	0	0	0
*** BREAK ***	-	-	-	-	-	-	-	-	-	-	-	-	-	-	-	-
Hourly Total	0	0	0	0	0	0	0	0	0	0	0	0	0	0	0	0
11:00 AM	123	35	0	1	158	59	9	0	0	68	8	75	0	0	83	309
11:15 AM	108	33	0	0	141	57	13	0	0	70	12	97	0	0	109	320
11:30 AM	104	32	0	0	136	42	12	0	0	54	10	92	0	0	102	292
11:45 AM	114	24	0	0	138	27	13	0	0	40	7	125	0	0	132	310
Hourly Total	449	124	0	1	573	185	47	0	0	232	37	389	0	0	426	1231
12:00 PM	104	36	0	1	140	50	12	0	0	62	8	94	0	0	102	304
12:15 PM	90	39	0	0	129	62	14	0	0	76	10	110	0	0	120	325
12:30 PM	95	41	0	0	136	49	11	0	0	60	10	107	0	0	117	313
12:45 PM	95	37	0	0	132	44	15	0	3	59	10	118	0	0	128	319
Hourly Total	384	153	0	1	537	205	52	0	3	257	38	429	0	0	467	1261
1:00 PM	94	50	0	0	144	40	10	0	0	50	9	109	0	0	118	312
1:15 PM	117	44	0	0	161	72	12	0	1	84	8	101	0	0	109	354
1:30 PM	113	32	0	0	145	43	12	0	0	55	5	106	0	0	111	311
1:45 PM	117	21	0	4	138	38	16	0	0	54	13	104	0	0	117	309
Hourly Total	441	147	0	4	588	193	50	0	1	243	35	420	0	0	455	1286
Grand Total	2275	893	1	7	3169	1125	239	0	4	1364	257	2619	0	0	2876	7409
Approach %	71.8	28.2	0.0	-	-	82.5	17.5	0.0	-	-	8.9	91.1	0.0	-	-	-
Total %	30.7	12.1	0.0	-	42.8	15.2	3.2	0.0	-	18.4	3.5	35.3	0.0	-	38.8	-

Lights	2228	866	1	-	3095	1109	231	0	-	1340	253	2571	0	-	2824	7259
% Lights	97.9	97.0	100.0	-	97.7	98.6	96.7	-	-	98.2	98.4	98.2	-	-	98.2	98.0
Mediums	41	26	0	-	67	15	7	0	-	22	3	41	0	-	44	133
% Mediums	1.8	2.9	0.0	-	2.1	1.3	2.9	-	-	1.6	1.2	1.6	-	-	1.5	1.8
Articulated Trucks	6	1	0	-	7	1	1	0	-	2	1	7	0	-	8	17
% Articulated Trucks	0.3	0.1	0.0	-	0.2	0.1	0.4	-	-	0.1	0.4	0.3	-	-	0.3	0.2
Bicycles on Crosswalk	-	-	-	5	-	-	-	-	1	-	-	-	-	0	-	-
% Bicycles on Crosswalk	-	-	-	71.4	-	-	-	-	25.0	-	-	-	-	-	-	-
Pedestrians	-	-	-	2	-	-	-	-	3	-	-	-	-	0	-	-
% Pedestrians	-	-	-	28.6	-	-	-	-	75.0	-	-	-	-	-	-	-



Chelan-Douglas Transportation Council
 11 Spokane St
 #301
 Wenatchee, Washington, United States 98801
 509.663.9059 riley@chelan-douglas.org

Count Name: Icicle/US-2
 Site Code:
 Start Date: 08/16/2019
 Page No: 5



Turning Movement Peak Hour Data Plot (2:15 PM)



Chelan-Douglas Transportation Council
 11 Spokane St
 #301
 Wenatchee, Washington, United States 98801
 509.663.9059 riley@chelan-douglas.org

Count Name: Icicle/US-2
 Site Code:
 Start Date: 08/16/2019
 Page No: 8

Turning Movement Peak Hour Data (12:30 PM)

Start Time	Westbound St. Westbound					Northbound St. Northbound					Eastbound St. Eastbound					Int. Total
	Thru	Left	U-Turn	Peds	App. Total	Right	Left	U-Turn	Peds	App. Total	Right	Thru	U-Turn	Peds	App. Total	
12:30 PM	95	41	0	0	136	49	11	0	0	60	10	107	0	0	117	313
12:45 PM	95	37	0	0	132	44	15	0	3	59	10	118	0	0	128	319
1:00 PM	94	50	0	0	144	40	10	0	0	50	9	109	0	0	118	312
1:15 PM	117	44	0	0	161	72	12	0	1	84	8	101	0	0	109	354
Total	401	172	0	0	573	205	48	0	4	253	37	435	0	0	472	1298
Approach %	70.0	30.0	0.0	-	-	81.0	19.0	0.0	-	-	7.8	92.2	0.0	-	-	-
Total %	30.9	13.3	0.0	-	44.1	15.8	3.7	0.0	-	19.5	2.9	33.5	0.0	-	36.4	-
PHF	0.857	0.860	0.000	-	0.890	0.712	0.800	0.000	-	0.753	0.925	0.922	0.000	-	0.922	0.917
Lights	390	167	0	-	557	201	48	0	-	249	37	426	0	-	463	1269
% Lights	97.3	97.1	-	-	97.2	98.0	100.0	-	-	98.4	100.0	97.9	-	-	98.1	97.8
Mediums	11	5	0	-	16	4	0	0	-	4	0	9	0	-	9	29
% Mediums	2.7	2.9	-	-	2.8	2.0	0.0	-	-	1.6	0.0	2.1	-	-	1.9	2.2
Articulated Trucks	0	0	0	-	0	0	0	0	-	0	0	0	0	-	0	0
% Articulated Trucks	0.0	0.0	-	-	0.0	0.0	0.0	-	-	0.0	0.0	0.0	-	-	0.0	0.0
Bicycles on Crosswalk	-	-	-	0	-	-	-	-	1	-	-	-	-	0	-	-
% Bicycles on Crosswalk	-	-	-	-	-	-	-	-	25.0	-	-	-	-	-	-	-
Pedestrians	-	-	-	0	-	-	-	-	3	-	-	-	-	0	-	-
% Pedestrians	-	-	-	-	-	-	-	-	75.0	-	-	-	-	-	-	-



Chelan-Douglas Transportation Council
11 Spokane St
#301
Wenatchee, Washington, United States 98801
509.663.9059 riley@chelan-douglas.org

Count Name: Icicle/US-2
Site Code:
Start Date: 08/16/2019
Page No: 10



Chelan-Douglas Transportation Council
 11 Spokane St
 #301
 Wenatchee, Washington, United States 98801
 509.663.9059 riley@chelan-douglas.org

Count Name: Riverbend/US-2
 Site Code:
 Start Date: 08/16/2019
 Page No: 1

Turning Movement Data

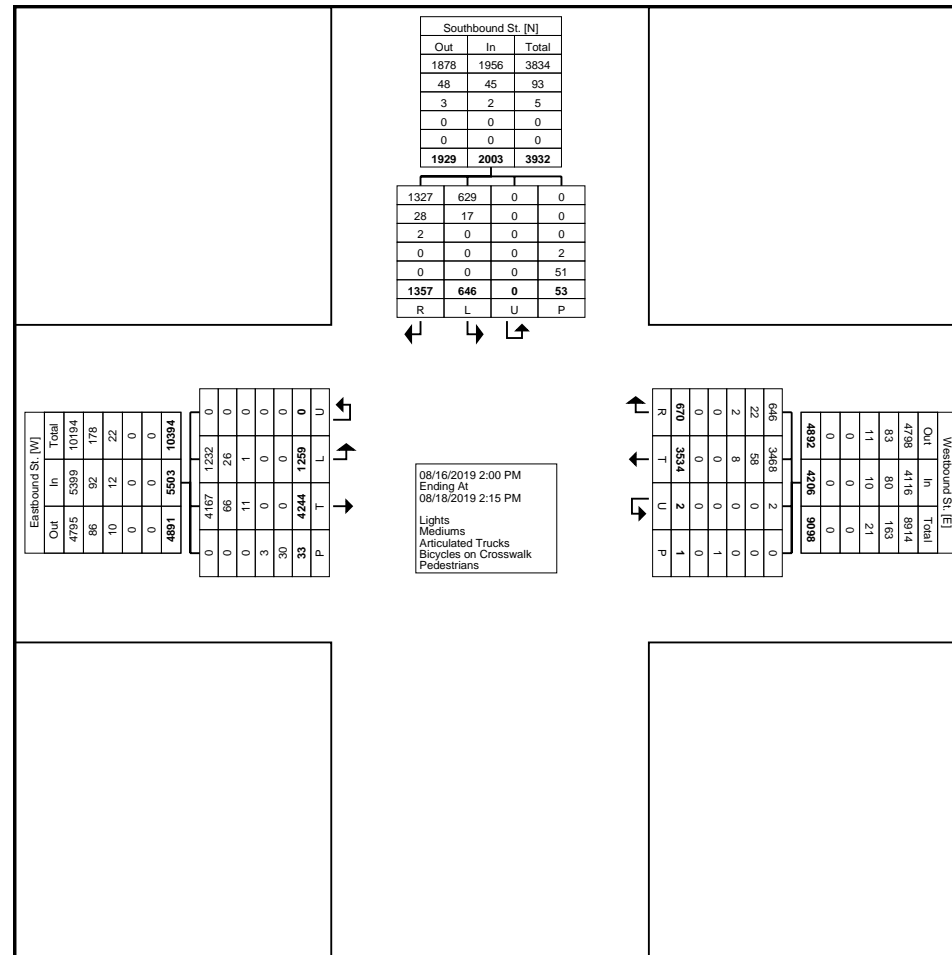
Start Time	Southbound St. Southbound					Westbound St. Westbound					Eastbound St. Eastbound					Int. Total
	Right	Left	U-Turn	Peds	App. Total	Right	Thru	U-Turn	Peds	App. Total	Thru	Left	U-Turn	Peds	App. Total	
2:00 PM	67	36	0	2	103	30	150	0	0	180	175	58	0	3	233	516
2:15 PM	64	15	0	3	79	36	153	0	0	189	177	50	0	2	227	495
2:30 PM	49	24	0	4	73	24	137	0	0	161	138	67	0	4	205	439
2:45 PM	63	23	0	2	86	36	142	0	0	178	170	64	0	1	234	498
Hourly Total	243	98	0	11	341	126	582	0	0	708	660	239	0	10	899	1948
3:00 PM	65	27	0	0	92	27	144	0	0	171	199	55	0	3	254	517
3:15 PM	55	25	0	5	80	32	162	0	0	194	195	64	0	4	259	533
3:30 PM	60	26	0	2	86	31	171	0	0	202	189	65	0	0	254	542
3:45 PM	55	28	0	0	83	30	149	0	0	179	200	56	0	2	256	518
Hourly Total	235	106	0	7	341	120	626	0	0	746	783	240	0	9	1023	2110
4:00 PM	69	23	0	6	92	29	158	0	0	187	192	57	0	0	249	528
4:15 PM	62	34	0	5	96	18	150	0	1	168	179	73	0	0	252	516
4:30 PM	63	31	0	2	94	37	168	0	0	205	177	61	0	2	238	537
4:45 PM	64	30	0	2	94	32	154	0	0	186	172	65	0	2	237	517
Hourly Total	258	118	0	15	376	116	630	0	1	746	720	256	0	4	976	2098
*** BREAK ***	-	-	-	-	-	-	-	-	-	-	-	-	-	-	-	-
11:00 AM	65	45	0	2	110	23	133	0	0	156	178	50	0	0	228	494
11:15 AM	57	32	0	0	89	34	158	0	0	192	184	45	0	0	229	510
11:30 AM	74	29	0	0	103	21	129	0	0	150	161	33	0	1	194	447
11:45 AM	44	23	0	4	67	23	174	0	0	197	178	48	0	1	226	490
Hourly Total	240	129	0	6	369	101	594	0	0	695	701	176	0	2	877	1941
12:00 PM	44	25	0	2	69	31	146	0	0	177	164	45	0	0	209	455
12:15 PM	64	29	0	0	93	20	134	1	0	155	193	52	0	0	245	493
12:30 PM	50	29	0	0	79	24	138	1	0	163	182	33	0	0	215	457
12:45 PM	31	16	0	0	47	38	137	0	0	175	144	34	0	0	178	400
Hourly Total	189	99	0	2	288	113	555	2	0	670	683	164	0	0	847	1805
1:00 PM	61	21	0	0	82	27	117	0	0	144	169	53	0	4	222	448
1:15 PM	54	22	0	8	76	25	132	0	0	157	158	47	0	4	205	438
1:30 PM	41	31	0	2	72	24	143	0	0	167	185	46	0	0	231	470
1:45 PM	36	22	0	2	58	18	155	0	0	173	185	38	0	0	223	454
Hourly Total	192	96	0	12	288	94	547	0	0	641	697	184	0	8	881	1810
2:00 PM	0	0	0	0	0	0	0	0	0	0	0	0	0	0	0	0
Grand Total	1357	646	0	53	2003	670	3534	2	1	4206	4244	1259	0	33	5503	11712
Approach %	67.7	32.3	0.0	-	-	15.9	84.0	0.0	-	-	77.1	22.9	0.0	-	-	-
Total %	11.6	5.5	0.0	-	17.1	5.7	30.2	0.0	-	35.9	36.2	10.7	0.0	-	47.0	-
Lights	1327	629	0	-	1956	646	3468	2	-	4116	4167	1232	0	-	5399	11471

% Lights	97.8	97.4	-	-	97.7	96.4	98.1	100.0	-	97.9	98.2	97.9	-	-	98.1	97.9
Mediums	28	17	0	-	45	22	58	0	-	80	66	26	0	-	92	217
% Mediums	2.1	2.6	-	-	2.2	3.3	1.6	0.0	-	1.9	1.6	2.1	-	-	1.7	1.9
Articulated Trucks	2	0	0	-	2	2	8	0	-	10	11	1	0	-	12	24
% Articulated Trucks	0.1	0.0	-	-	0.1	0.3	0.2	0.0	-	0.2	0.3	0.1	-	-	0.2	0.2
Bicycles on Crosswalk	-	-	-	2	-	-	-	-	1	-	-	-	-	3	-	-
% Bicycles on Crosswalk	-	-	-	3.8	-	-	-	-	100.0	-	-	-	-	9.1	-	-
Pedestrians	-	-	-	51	-	-	-	-	0	-	-	-	-	30	-	-
% Pedestrians	-	-	-	96.2	-	-	-	-	0.0	-	-	-	-	90.9	-	-



Chelan-Douglas Transportation Council
 11 Spokane St
 #301
 Wenatchee, Washington, United States 98801
 509.663.9059 riley@chelan-douglas.org

Count Name: Riverbend/US-2
 Site Code:
 Start Date: 08/16/2019
 Page No: 3



Turning Movement Data Plot



Chelan-Douglas Transportation Council
 11 Spokane St
 #301
 Wenatchee, Washington, United States 98801
 509.663.9059 riley@chelan-douglas.org

Count Name: Riverbend/US-2
 Site Code:
 Start Date: 08/16/2019
 Page No: 4

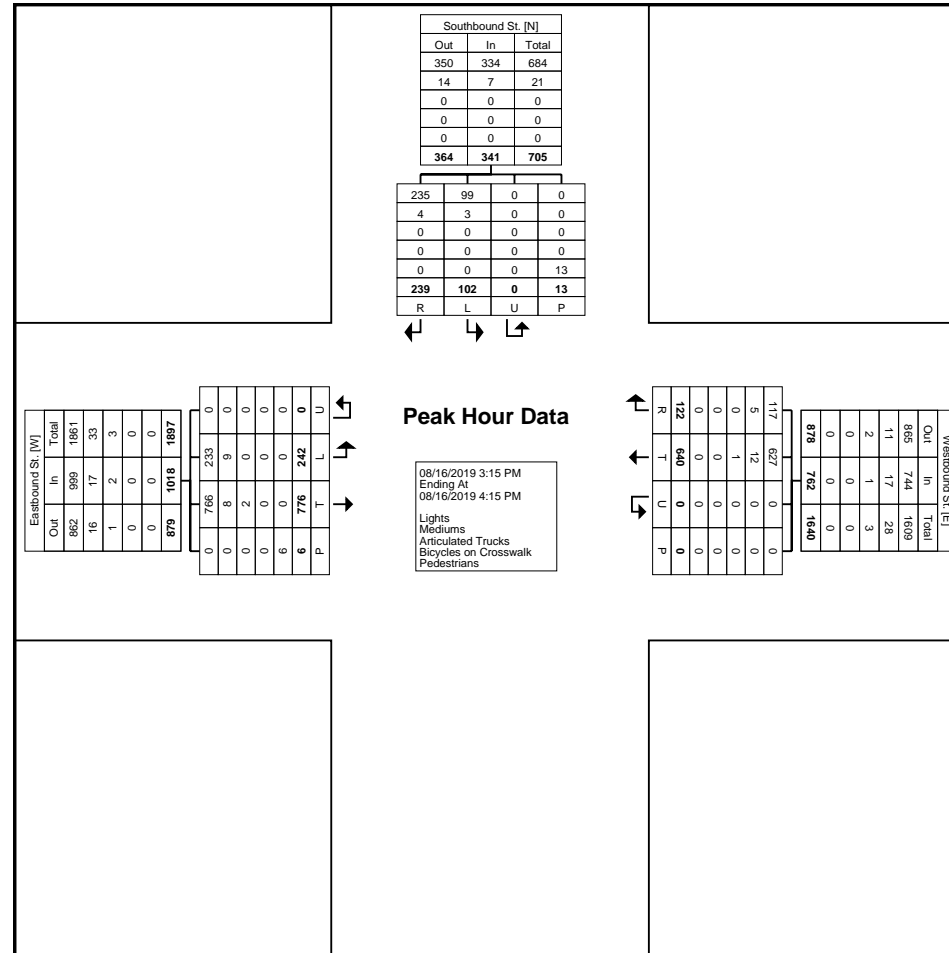
Turning Movement Peak Hour Data (3:15 PM)

Start Time	Southbound St. Southbound					Westbound St. Westbound					Eastbound St. Eastbound					Int. Total
	Right	Left	U-Turn	Peds	App. Total	Right	Thru	U-Turn	Peds	App. Total	Thru	Left	U-Turn	Peds	App. Total	
3:15 PM	55	25	0	5	80	32	162	0	0	194	195	64	0	4	259	533
3:30 PM	60	26	0	2	86	31	171	0	0	202	189	65	0	0	254	542
3:45 PM	55	28	0	0	83	30	149	0	0	179	200	56	0	2	256	518
4:00 PM	69	23	0	6	92	29	158	0	0	187	192	57	0	0	249	528
Total	239	102	0	13	341	122	640	0	0	762	776	242	0	6	1018	2121
Approach %	70.1	29.9	0.0	-	-	16.0	84.0	0.0	-	-	76.2	23.8	0.0	-	-	-
Total %	11.3	4.8	0.0	-	16.1	5.8	30.2	0.0	-	35.9	36.6	11.4	0.0	-	48.0	-
PHF	0.866	0.911	0.000	-	0.927	0.953	0.936	0.000	-	0.943	0.970	0.931	0.000	-	0.983	0.978
Lights	235	99	0	-	334	117	627	0	-	744	766	233	0	-	999	2077
% Lights	98.3	97.1	-	-	97.9	95.9	98.0	-	-	97.6	98.7	96.3	-	-	98.1	97.9
Mediums	4	3	0	-	7	5	12	0	-	17	8	9	0	-	17	41
% Mediums	1.7	2.9	-	-	2.1	4.1	1.9	-	-	2.2	1.0	3.7	-	-	1.7	1.9
Articulated Trucks	0	0	0	-	0	0	1	0	-	1	2	0	0	-	2	3
% Articulated Trucks	0.0	0.0	-	-	0.0	0.0	0.2	-	-	0.1	0.3	0.0	-	-	0.2	0.1
Bicycles on Crosswalk	-	-	-	0	-	-	-	-	0	-	-	-	-	0	-	-
% Bicycles on Crosswalk	-	-	-	0.0	-	-	-	-	-	-	-	-	-	0.0	-	-
Pedestrians	-	-	-	13	-	-	-	-	0	-	-	-	-	6	-	-
% Pedestrians	-	-	-	100.0	-	-	-	-	-	-	-	-	-	100.0	-	-



Chelan-Douglas Transportation Council
 11 Spokane St
 #301
 Wenatchee, Washington, United States 98801
 509.663.9059 riley@chelan-douglas.org

Count Name: Riverbend/US-2
 Site Code:
 Start Date: 08/16/2019
 Page No: 5



Turning Movement Peak Hour Data Plot (3:15 PM)



Chelan-Douglas Transportation Council
 11 Spokane St
 #301
 Wenatchee, Washington, United States 98801
 509.663.9059 riley@chelan-douglas.org

Count Name: Riverbend/US-2
 Site Code:
 Start Date: 08/16/2019
 Page No: 6

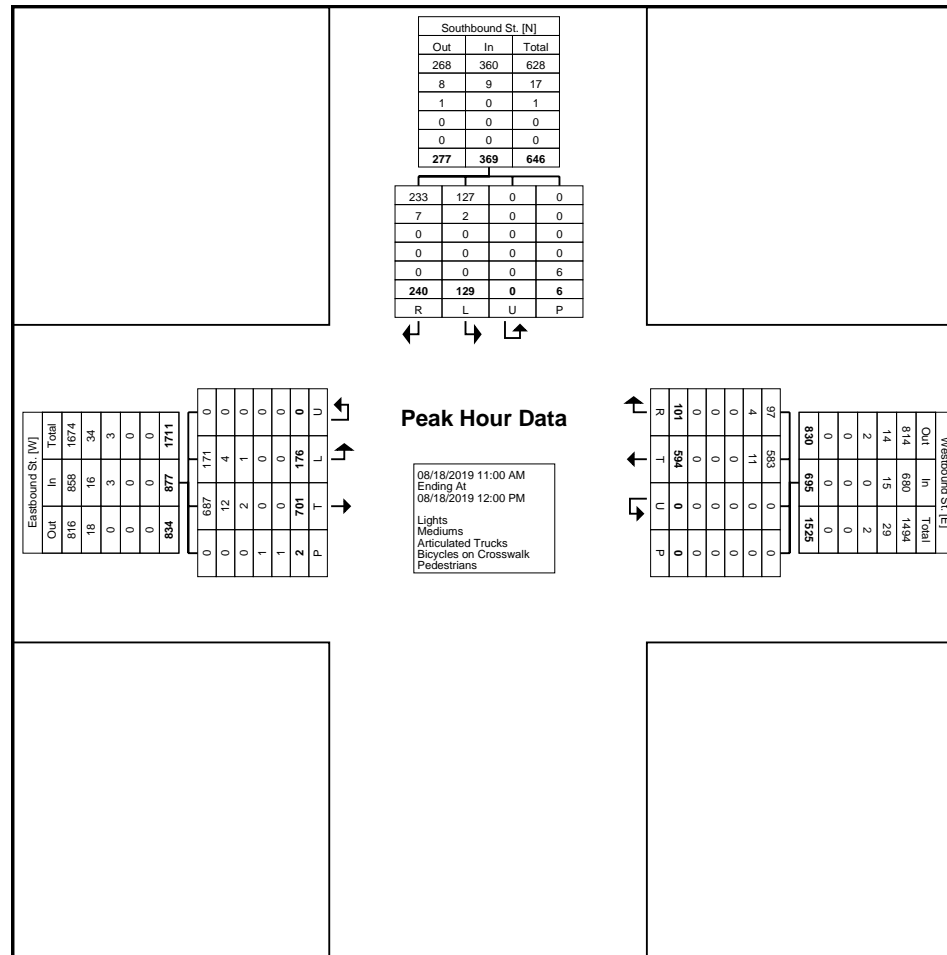
Turning Movement Peak Hour Data (11:00 AM)

Start Time	Southbound St. Southbound					Westbound St. Westbound					Eastbound St. Eastbound					Int. Total
	Right	Left	U-Turn	Peds	App. Total	Right	Thru	U-Turn	Peds	App. Total	Thru	Left	U-Turn	Peds	App. Total	
11:00 AM	65	45	0	2	110	23	133	0	0	156	178	50	0	0	228	494
11:15 AM	57	32	0	0	89	34	158	0	0	192	184	45	0	0	229	510
11:30 AM	74	29	0	0	103	21	129	0	0	150	161	33	0	1	194	447
11:45 AM	44	23	0	4	67	23	174	0	0	197	178	48	0	1	226	490
Total	240	129	0	6	369	101	594	0	0	695	701	176	0	2	877	1941
Approach %	65.0	35.0	0.0	-	-	14.5	85.5	0.0	-	-	79.9	20.1	0.0	-	-	-
Total %	12.4	6.6	0.0	-	19.0	5.2	30.6	0.0	-	35.8	36.1	9.1	0.0	-	45.2	-
PHF	0.811	0.717	0.000	-	0.839	0.743	0.853	0.000	-	0.882	0.952	0.880	0.000	-	0.957	0.951
Lights	233	127	0	-	360	97	583	0	-	680	687	171	0	-	858	1898
% Lights	97.1	98.4	-	-	97.6	96.0	98.1	-	-	97.8	98.0	97.2	-	-	97.8	97.8
Mediums	7	2	0	-	9	4	11	0	-	15	12	4	0	-	16	40
% Mediums	2.9	1.6	-	-	2.4	4.0	1.9	-	-	2.2	1.7	2.3	-	-	1.8	2.1
Articulated Trucks	0	0	0	-	0	0	0	0	-	0	2	1	0	-	3	3
% Articulated Trucks	0.0	0.0	-	-	0.0	0.0	0.0	-	-	0.0	0.3	0.6	-	-	0.3	0.2
Bicycles on Crosswalk	-	-	-	0	-	-	-	-	0	-	-	-	-	1	-	-
% Bicycles on Crosswalk	-	-	-	0.0	-	-	-	-	-	-	-	-	-	50.0	-	-
Pedestrians	-	-	-	6	-	-	-	-	0	-	-	-	-	1	-	-
% Pedestrians	-	-	-	100.0	-	-	-	-	-	-	-	-	-	50.0	-	-



Chelan-Douglas Transportation Council
 11 Spokane St
 #301
 Wenatchee, Washington, United States 98801
 509.663.9059 riley@chelan-douglas.org

Count Name: Riverbend/US-2
 Site Code:
 Start Date: 08/16/2019
 Page No: 7



Turning Movement Peak Hour Data Plot (11:00 AM)



Chelan-Douglas Transportation Council
 11 Spokane St
 #301
 Wenatchee, Washington, United States 98801
 509.663.9059 riley@chelan-douglas.org

Count Name: Riverbend/US-2
 Site Code:
 Start Date: 08/16/2019
 Page No: 8

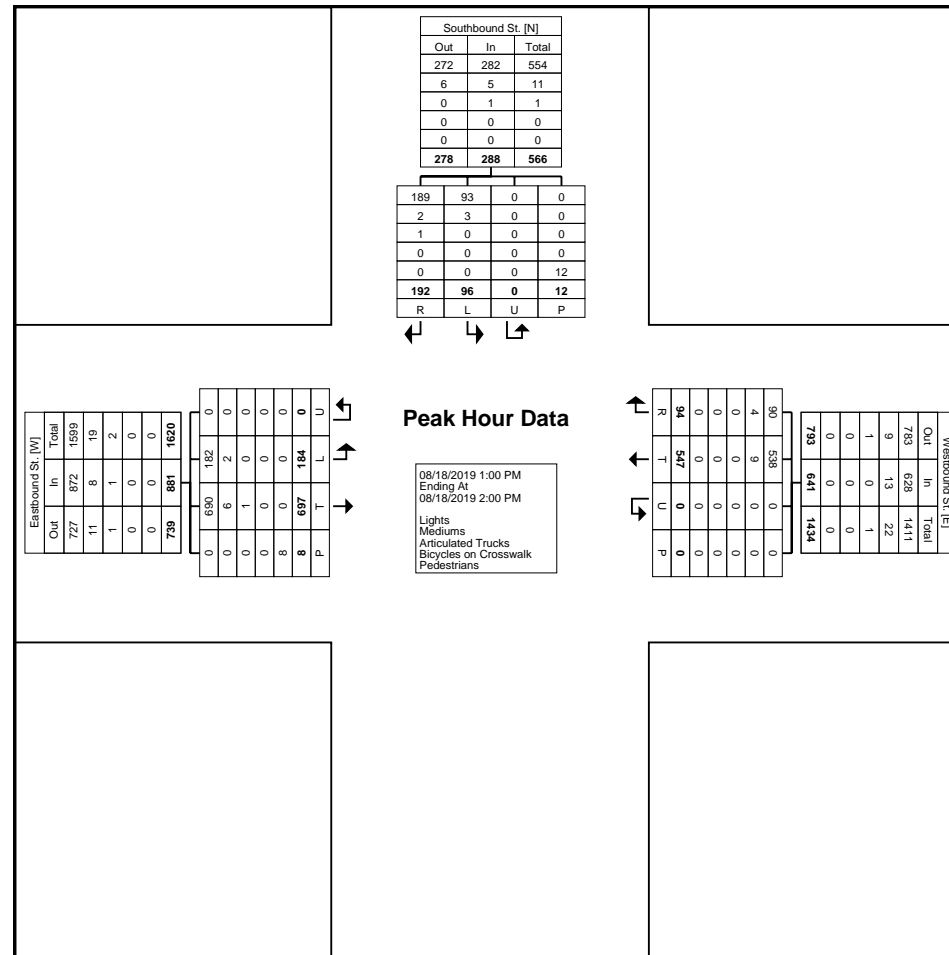
Turning Movement Peak Hour Data (1:00 PM)

Start Time	Southbound St. Southbound					Westbound St. Westbound					Eastbound St. Eastbound					Int. Total
	Right	Left	U-Turn	Peds	App. Total	Right	Thru	U-Turn	Peds	App. Total	Thru	Left	U-Turn	Peds	App. Total	
1:00 PM	61	21	0	0	82	27	117	0	0	144	169	53	0	4	222	448
1:15 PM	54	22	0	8	76	25	132	0	0	157	158	47	0	4	205	438
1:30 PM	41	31	0	2	72	24	143	0	0	167	185	46	0	0	231	470
1:45 PM	36	22	0	2	58	18	155	0	0	173	185	38	0	0	223	454
Total	192	96	0	12	288	94	547	0	0	641	697	184	0	8	881	1810
Approach %	66.7	33.3	0.0	-	-	14.7	85.3	0.0	-	-	79.1	20.9	0.0	-	-	-
Total %	10.6	5.3	0.0	-	15.9	5.2	30.2	0.0	-	35.4	38.5	10.2	0.0	-	48.7	-
PHF	0.787	0.774	0.000	-	0.878	0.870	0.882	0.000	-	0.926	0.942	0.868	0.000	-	0.953	0.963
Lights	189	93	0	-	282	90	538	0	-	628	690	182	0	-	872	1782
% Lights	98.4	96.9	-	-	97.9	95.7	98.4	-	-	98.0	99.0	98.9	-	-	99.0	98.5
Mediums	2	3	0	-	5	4	9	0	-	13	6	2	0	-	8	26
% Mediums	1.0	3.1	-	-	1.7	4.3	1.6	-	-	2.0	0.9	1.1	-	-	0.9	1.4
Articulated Trucks	1	0	0	-	1	0	0	0	-	0	1	0	0	-	1	2
% Articulated Trucks	0.5	0.0	-	-	0.3	0.0	0.0	-	-	0.0	0.1	0.0	-	-	0.1	0.1
Bicycles on Crosswalk	-	-	-	0	-	-	-	-	0	-	-	-	-	0	-	-
% Bicycles on Crosswalk	-	-	-	0.0	-	-	-	-	-	-	-	-	-	0.0	-	-
Pedestrians	-	-	-	12	-	-	-	-	0	-	-	-	-	8	-	-
% Pedestrians	-	-	-	100.0	-	-	-	-	-	-	-	-	-	100.0	-	-



Chelan-Douglas Transportation Council
 11 Spokane St
 #301
 Wenatchee, Washington, United States 98801
 509.663.9059 riley@chelan-douglas.org

Count Name: Riverbend/US-2
 Site Code:
 Start Date: 08/16/2019
 Page No: 9



Turning Movement Peak Hour Data Plot (1:00 PM)



Chelan-Douglas Transportation Council
11 Spokane St
#301
Wenatchee, Washington, United States 98801
509.663.9059 riley@chelan-douglas.org

Count Name: Riverbend/US-2
Site Code:
Start Date: 08/16/2019
Page No: 10



Chelan-Douglas Transportation Council
11 Spokane St
#301

Wenatchee, Washington, United States 98801
509.663.9059 riley@chelan-douglas.org

Count Name: Ski Hill/US-2
Site Code:
Start Date: 08/16/2019
Page No: 1

Turning Movement Data

Start Time	Southbound St. Southbound						Westbound St. Westbound						Northbound St. Northbound						Eastbound St. Eastbound						Int. Total
	Right	Thru	Left	U-Turn	Peds	App. Total	Right	Thru	Left	U-Turn	Peds	App. Total	Right	Thru	Left	U-Turn	Peds	App. Total	Right	Thru	Left	U-Turn	Peds	App. Total	
2:00 PM	16	2	9	0	17	27	7	112	0	0	11	119	6	0	2	0	11	8	5	156	12	0	5	173	327
2:15 PM	13	0	2	0	22	15	9	114	4	0	10	127	4	2	2	0	12	8	5	160	12	0	0	177	327
2:30 PM	3	1	3	0	9	7	9	131	6	0	13	146	2	3	2	0	29	7	5	158	6	0	0	169	329
2:45 PM	5	1	2	0	35	8	15	98	1	0	18	114	3	1	2	0	28	6	7	154	11	0	0	172	300
Hourly Total	37	4	16	0	83	57	40	455	11	0	52	506	15	6	8	0	80	29	22	628	41	0	5	691	1283
3:00 PM	10	1	7	0	21	18	6	125	2	0	39	133	3	7	2	0	18	12	6	133	7	0	3	146	309
3:15 PM	7	1	8	0	32	16	12	131	5	0	23	148	7	1	2	0	18	10	9	141	5	0	0	155	329
3:30 PM	9	1	5	0	20	15	7	132	5	0	18	144	3	1	1	0	10	5	8	151	27	0	0	186	350
3:45 PM	9	2	2	0	22	13	9	126	3	0	24	138	5	3	0	0	17	8	9	135	3	0	0	147	306
Hourly Total	35	5	22	0	95	62	34	514	15	0	104	563	18	12	5	0	63	35	32	560	42	0	3	634	1294
4:00 PM	12	1	6	0	15	19	11	102	4	0	21	117	8	1	1	0	22	10	5	152	16	0	0	173	319
4:15 PM	12	1	2	0	26	15	11	129	5	1	24	146	2	2	1	0	45	5	6	127	14	0	1	147	313
4:30 PM	13	1	5	0	15	19	13	117	2	0	23	132	5	1	3	0	28	9	9	118	10	0	0	137	297
4:45 PM	18	1	5	0	18	24	11	133	3	0	17	147	4	0	0	0	16	4	7	147	17	0	0	171	346
Hourly Total	55	4	18	0	74	77	46	481	14	1	85	542	19	4	5	0	111	28	27	544	57	0	1	628	1275
5:00 PM	1	0	0	0	0	1	1	0	0	0	0	1	0	0	0	0	0	0	0	0	0	0	0	0	2
*** BREAK ***	-	-	-	-	-	-	-	-	-	-	-	-	-	-	-	-	-	-	-	-	-	-	-	-	-
Hourly Total	1	0	0	0	0	1	1	0	0	0	0	1	0	0	0	0	0	0	0	0	0	0	0	0	2
11:00 AM	16	3	10	0	13	29	4	140	8	0	40	152	12	0	1	0	23	13	10	150	5	0	0	165	359
11:15 AM	17	2	5	0	22	24	3	136	4	0	34	143	11	0	0	0	42	11	8	140	10	0	0	158	336
11:30 AM	13	2	2	0	14	17	5	119	6	0	29	130	9	0	2	1	61	12	11	152	5	0	5	168	327
11:45 AM	16	3	11	0	17	30	6	127	4	0	25	137	2	1	0	0	29	3	3	158	6	0	0	167	337
Hourly Total	62	10	28	0	66	100	18	522	22	0	128	562	34	1	3	1	155	39	32	600	26	0	5	658	1359
12:00 PM	12	2	10	0	36	24	3	143	3	0	39	149	5	1	2	0	26	8	9	135	10	0	0	154	335
12:15 PM	15	0	6	0	22	21	8	123	2	0	22	133	12	1	4	0	36	17	14	157	13	0	0	184	355
12:30 PM	8	1	7	0	55	16	5	129	5	0	47	139	4	1	2	0	28	7	6	161	9	0	0	176	338
12:45 PM	14	0	3	0	26	17	12	108	2	0	19	122	8	2	5	0	33	15	14	162	5	0	0	181	335
Hourly Total	49	3	26	0	139	78	28	503	12	0	127	543	29	5	13	0	123	47	43	615	37	0	0	695	1363
1:00 PM	18	0	5	0	41	23	7	121	4	0	15	132	6	2	5	0	26	13	2	147	2	0	2	151	319
1:15 PM	19	0	5	0	30	24	7	134	4	0	9	145	5	0	6	0	35	11	3	157	7	0	0	167	347
1:30 PM	13	1	4	0	20	18	12	139	3	0	14	154	9	0	6	0	36	15	8	151	4	0	0	163	350
1:45 PM	9	0	8	0	23	17	4	124	3	0	10	131	2	2	9	0	27	13	11	142	5	0	0	158	319
Hourly Total	59	1	22	0	114	82	30	518	14	0	48	562	22	4	26	0	124	52	24	597	18	0	2	639	1335
2:00 PM	2	0	0	0	0	2	0	0	0	0	0	0	0	0	0	0	0	0	0	1	0	0	0	1	3
Grand Total	300	27	132	0	571	459	197	2993	88	1	544	3279	137	32	60	1	656	230	180	3545	221	0	16	3946	7914

Approach %	65.4	5.9	28.8	0.0	-	-	6.0	91.3	2.7	0.0	-	-	59.6	13.9	26.1	0.4	-	-	4.6	89.8	5.6	0.0	-	-	-
Total %	3.8	0.3	1.7	0.0	-	5.8	2.5	37.8	1.1	0.0	-	41.4	1.7	0.4	0.8	0.0	-	2.9	2.3	44.8	2.8	0.0	-	49.9	-
Lights	290	27	129	0	-	446	194	2922	88	1	-	3205	135	32	58	1	-	226	177	3472	212	0	-	3861	7738
% Lights	96.7	100.0	97.7	-	-	97.2	98.5	97.6	100.0	100.0	-	97.7	98.5	100.0	96.7	100.0	-	98.3	98.3	97.9	95.9	-	-	97.8	97.8
Mediums	7	0	3	0	-	10	3	61	0	0	-	64	2	0	2	0	-	4	3	63	8	0	-	74	152
% Mediums	2.3	0.0	2.3	-	-	2.2	1.5	2.0	0.0	0.0	-	2.0	1.5	0.0	3.3	0.0	-	1.7	1.7	1.8	3.6	-	-	1.9	1.9
Articulated Trucks	3	0	0	0	-	3	0	10	0	0	-	10	0	0	0	0	-	0	0	10	1	0	-	11	24
% Articulated Trucks	1.0	0.0	0.0	-	-	0.7	0.0	0.3	0.0	0.0	-	0.3	0.0	0.0	0.0	0.0	-	0.0	0.0	0.3	0.5	-	-	0.3	0.3
Bicycles on Crosswalk	-	-	-	-	11	-	-	-	-	34	-	-	-	-	-	18	-	-	-	-	-	0	-	-	-
% Bicycles on Crosswalk	-	-	-	-	1.9	-	-	-	-	6.3	-	-	-	-	-	2.7	-	-	-	-	-	0.0	-	-	-
Pedestrians	-	-	-	-	560	-	-	-	-	510	-	-	-	-	-	638	-	-	-	-	-	16	-	-	-
% Pedestrians	-	-	-	-	98.1	-	-	-	-	93.8	-	-	-	-	-	97.3	-	-	-	-	-	100.0	-	-	-



Chelan-Douglas Transportation Council
11 Spokane St
#301

Wenatchee, Washington, United States 98801
509.663.9059 riley@chelan-douglas.org

Count Name: Ski Hill/US-2
Site Code:
Start Date: 08/16/2019
Page No: 4

Turning Movement Peak Hour Data (3:15 PM)

Start Time	Southbound St. Southbound						Westbound St. Westbound						Northbound St. Northbound						Eastbound St. Eastbound						Int. Total
	Right	Thru	Left	U-Turn	Peds	App. Total	Right	Thru	Left	U-Turn	Peds	App. Total	Right	Thru	Left	U-Turn	Peds	App. Total	Right	Thru	Left	U-Turn	Peds	App. Total	
3:15 PM	7	1	8	0	32	16	12	131	5	0	23	148	7	1	2	0	18	10	9	141	5	0	0	155	329
3:30 PM	9	1	5	0	20	15	7	132	5	0	18	144	3	1	1	0	10	5	8	151	27	0	0	186	350
3:45 PM	9	2	2	0	22	13	9	126	3	0	24	138	5	3	0	0	17	8	9	135	3	0	0	147	306
4:00 PM	12	1	6	0	15	19	11	102	4	0	21	117	8	1	1	0	22	10	5	152	16	0	0	173	319
Total	37	5	21	0	89	63	39	491	17	0	86	547	23	6	4	0	67	33	31	579	51	0	0	661	1304
Approach %	58.7	7.9	33.3	0.0	-	-	7.1	89.8	3.1	0.0	-	-	69.7	18.2	12.1	0.0	-	-	4.7	87.6	7.7	0.0	-	-	-
Total %	2.8	0.4	1.6	0.0	-	4.8	3.0	37.7	1.3	0.0	-	41.9	1.8	0.5	0.3	0.0	-	2.5	2.4	44.4	3.9	0.0	-	50.7	-
PHF	0.771	0.625	0.656	0.000	-	0.829	0.813	0.930	0.850	0.000	-	0.924	0.719	0.500	0.500	0.000	-	0.825	0.861	0.952	0.472	0.000	-	0.888	0.931
Lights	36	5	20	0	-	61	39	486	17	0	-	542	23	6	4	0	-	33	30	571	49	0	-	650	1286
% Lights	97.3	100.0	95.2	-	-	96.8	100.0	99.0	100.0	-	-	99.1	100.0	100.0	100.0	-	-	100.0	96.8	98.6	96.1	-	-	98.3	98.6
Mediums	0	0	1	0	-	1	0	4	0	0	-	4	0	0	0	0	-	0	1	6	1	0	-	8	13
% Mediums	0.0	0.0	4.8	-	-	1.6	0.0	0.8	0.0	-	-	0.7	0.0	0.0	0.0	-	-	0.0	3.2	1.0	2.0	-	-	1.2	1.0
Articulated Trucks	1	0	0	0	-	1	0	1	0	0	-	1	0	0	0	0	-	0	0	2	1	0	-	3	5
% Articulated Trucks	2.7	0.0	0.0	-	-	1.6	0.0	0.2	0.0	-	-	0.2	0.0	0.0	0.0	-	-	0.0	0.0	0.3	2.0	-	-	0.5	0.4
Bicycles on Crosswalk	-	-	-	-	0	-	-	-	-	-	9	-	-	-	-	-	3	-	-	-	-	-	0	-	-
% Bicycles on Crosswalk	-	-	-	-	0.0	-	-	-	-	-	10.5	-	-	-	-	-	4.5	-	-	-	-	-	-	-	-
Pedestrians	-	-	-	-	89	-	-	-	-	-	77	-	-	-	-	-	64	-	-	-	-	-	0	-	-
% Pedestrians	-	-	-	-	100.0	-	-	-	-	-	89.5	-	-	-	-	-	95.5	-	-	-	-	-	-	-	-



Chelan-Douglas Transportation Council
11 Spokane St
#301

Wenatchee, Washington, United States 98801
509.663.9059 riley@chelan-douglas.org

Count Name: Ski Hill/US-2
Site Code:
Start Date: 08/16/2019
Page No: 6

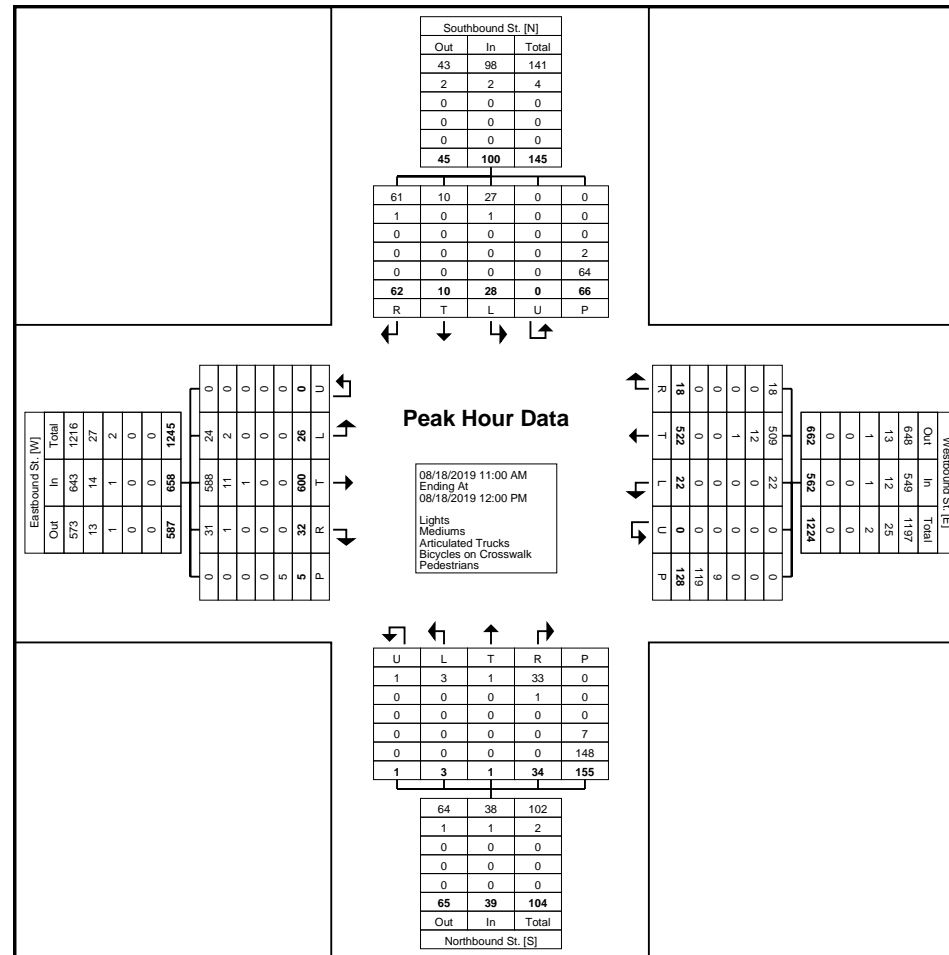
Turning Movement Peak Hour Data (11:00 AM)

Start Time	Southbound St. Southbound						Westbound St. Westbound						Northbound St. Northbound						Eastbound St. Eastbound						Int. Total
	Right	Thru	Left	U-Turn	Peds	App. Total	Right	Thru	Left	U-Turn	Peds	App. Total	Right	Thru	Left	U-Turn	Peds	App. Total	Right	Thru	Left	U-Turn	Peds	App. Total	
11:00 AM	16	3	10	0	13	29	4	140	8	0	40	152	12	0	1	0	23	13	10	150	5	0	0	165	359
11:15 AM	17	2	5	0	22	24	3	136	4	0	34	143	11	0	0	0	42	11	8	140	10	0	0	158	336
11:30 AM	13	2	2	0	14	17	5	119	6	0	29	130	9	0	2	1	61	12	11	152	5	0	5	168	327
11:45 AM	16	3	11	0	17	30	6	127	4	0	25	137	2	1	0	0	29	3	3	158	6	0	0	167	337
Total	62	10	28	0	66	100	18	522	22	0	128	562	34	1	3	1	155	39	32	600	26	0	5	658	1359
Approach %	62.0	10.0	28.0	0.0	-	-	3.2	92.9	3.9	0.0	-	-	87.2	2.6	7.7	2.6	-	-	4.9	91.2	4.0	0.0	-	-	-
Total %	4.6	0.7	2.1	0.0	-	7.4	1.3	38.4	1.6	0.0	-	41.4	2.5	0.1	0.2	0.1	-	2.9	2.4	44.2	1.9	0.0	-	48.4	-
PHF	0.912	0.833	0.636	0.000	-	0.833	0.750	0.932	0.688	0.000	-	0.924	0.708	0.250	0.375	0.250	-	0.750	0.727	0.949	0.650	0.000	-	0.979	0.946
Lights	61	10	27	0	-	98	18	509	22	0	-	549	33	1	3	1	-	38	31	588	24	0	-	643	1328
% Lights	98.4	100.0	96.4	-	-	98.0	100.0	97.5	100.0	-	-	97.7	97.1	100.0	100.0	100.0	-	97.4	96.9	98.0	92.3	-	-	97.7	97.7
Mediums	1	0	1	0	-	2	0	12	0	0	-	12	1	0	0	0	-	1	1	11	2	0	-	14	29
% Mediums	1.6	0.0	3.6	-	-	2.0	0.0	2.3	0.0	-	-	2.1	2.9	0.0	0.0	0.0	-	2.6	3.1	1.8	7.7	-	-	2.1	2.1
Articulated Trucks	0	0	0	0	-	0	0	1	0	0	-	1	0	0	0	0	-	0	0	1	0	0	-	1	2
% Articulated Trucks	0.0	0.0	0.0	-	-	0.0	0.0	0.2	0.0	-	-	0.2	0.0	0.0	0.0	0.0	-	0.0	0.0	0.2	0.0	-	-	0.2	0.1
Bicycles on Crosswalk	-	-	-	-	2	-	-	-	-	-	9	-	-	-	-	-	7	-	-	-	-	-	0	-	-
% Bicycles on Crosswalk	-	-	-	-	3.0	-	-	-	-	-	7.0	-	-	-	-	-	4.5	-	-	-	-	-	0.0	-	-
Pedestrians	-	-	-	-	64	-	-	-	-	-	119	-	-	-	-	-	148	-	-	-	-	-	5	-	-
% Pedestrians	-	-	-	-	97.0	-	-	-	-	-	93.0	-	-	-	-	-	95.5	-	-	-	-	-	100.0	-	-



Chelan-Douglas Transportation Council
 11 Spokane St
 #301
 Wenatchee, Washington, United States 98801
 509.663.9059 riley@chelan-douglas.org

Count Name: Ski Hill/US-2
 Site Code:
 Start Date: 08/16/2019
 Page No: 7



Turning Movement Peak Hour Data Plot (11:00 AM)



Chelan-Douglas Transportation Council
11 Spokane St
#301

Wenatchee, Washington, United States 98801
509.663.9059 riley@chelan-douglas.org

Count Name: Ski Hill/US-2
Site Code:
Start Date: 08/16/2019
Page No: 8

Turning Movement Peak Hour Data (12:00 PM)

Start Time	Southbound St. Southbound						Westbound St. Westbound						Northbound St. Northbound						Eastbound St. Eastbound						Int. Total
	Right	Thru	Left	U-Turn	Peds	App. Total	Right	Thru	Left	U-Turn	Peds	App. Total	Right	Thru	Left	U-Turn	Peds	App. Total	Right	Thru	Left	U-Turn	Peds	App. Total	
12:00 PM	12	2	10	0	36	24	3	143	3	0	39	149	5	1	2	0	26	8	9	135	10	0	0	154	335
12:15 PM	15	0	6	0	22	21	8	123	2	0	22	133	12	1	4	0	36	17	14	157	13	0	0	184	355
12:30 PM	8	1	7	0	55	16	5	129	5	0	47	139	4	1	2	0	28	7	6	161	9	0	0	176	338
12:45 PM	14	0	3	0	26	17	12	108	2	0	19	122	8	2	5	0	33	15	14	162	5	0	0	181	335
Total	49	3	26	0	139	78	28	503	12	0	127	543	29	5	13	0	123	47	43	615	37	0	0	695	1363
Approach %	62.8	3.8	33.3	0.0	-	-	5.2	92.6	2.2	0.0	-	-	61.7	10.6	27.7	0.0	-	-	6.2	88.5	5.3	0.0	-	-	-
Total %	3.6	0.2	1.9	0.0	-	5.7	2.1	36.9	0.9	0.0	-	39.8	2.1	0.4	1.0	0.0	-	3.4	3.2	45.1	2.7	0.0	-	51.0	-
PHF	0.817	0.375	0.650	0.000	-	0.813	0.583	0.879	0.600	0.000	-	0.911	0.604	0.625	0.650	0.000	-	0.691	0.768	0.949	0.712	0.000	-	0.944	0.960
Lights	48	3	26	0	-	77	28	494	12	0	-	534	29	5	12	0	-	46	42	602	36	0	-	680	1337
% Lights	98.0	100.0	100.0	-	-	98.7	100.0	98.2	100.0	-	-	98.3	100.0	100.0	92.3	-	-	97.9	97.7	97.9	97.3	-	-	97.8	98.1
Mediums	1	0	0	0	-	1	0	9	0	0	-	9	0	0	1	0	-	1	1	12	1	0	-	14	25
% Mediums	2.0	0.0	0.0	-	-	1.3	0.0	1.8	0.0	-	-	1.7	0.0	0.0	7.7	-	-	2.1	2.3	2.0	2.7	-	-	2.0	1.8
Articulated Trucks	0	0	0	0	-	0	0	0	0	0	-	0	0	0	0	0	-	0	0	1	0	0	-	1	1
% Articulated Trucks	0.0	0.0	0.0	-	-	0.0	0.0	0.0	0.0	-	-	0.0	0.0	0.0	0.0	-	-	0.0	0.0	0.2	0.0	-	-	0.1	0.1
Bicycles on Crosswalk	-	-	-	-	3	-	-	-	-	-	9	-	-	-	-	-	7	-	-	-	-	-	0	-	-
% Bicycles on Crosswalk	-	-	-	-	2.2	-	-	-	-	-	7.1	-	-	-	-	-	5.7	-	-	-	-	-	-	-	-
Pedestrians	-	-	-	-	136	-	-	-	-	-	118	-	-	-	-	-	116	-	-	-	-	-	0	-	-
% Pedestrians	-	-	-	-	97.8	-	-	-	-	-	92.9	-	-	-	-	-	94.3	-	-	-	-	-	-	-	-

